



C O M M O N W E A L T H O F T H E B A H A M A S

# **MID-YEAR BUDGET PERFORMANCE**

**DURING THE SIX MONTHS ENDING 31ST DECEMBER, 2021**

## *Goals of the Ministry of Finance*

---

- *Develop policies and manage resources to maximize sustainable socio-economic growth and stability*
- *Provide efficient and effective service to all stakeholders*
- *Collaborate with the private sector to improve the ease of doing business and facilitate private sector involvement in economic development*
- *Demonstrate accountability and transparency in the management of fiscal affairs*
- *Ensure appropriate financial management of ministries, departments and agencies that fall within the purview of the Ministry of Finance*
- *Retain a team of high performing professionals operating in an innovative and supportive work environment*

# Fiscal Summary 2021/22 (B\$ Millions)

	2016/17	2017/18	2018/19	2019/20	2020/21	2021/22	2021/22 Revised	2022/23	2023/24
	Actuals	Actuals	Actuals	Actuals	Actuals	Budget	Budget	Forecast	Forecast
1. Recurrent Revenue	2,070.0	2,040.0	2,426.3	2,099.2	1,872.7	2,244.5	2,336.8	2,559.0	2,876.8
2. Recurrent Expenditure	2,349.0	2,189.0	2,418.0	2,526.0	2,851.3	2,825.9	2,879.2	2,667.3	2,750.0
of which Primary Recurrent Expenditure	2,076.0	1,875.0	2,088.3	2,181.3	2,428.9	2,313.4	2,366.7	2,185.8	2,290.8
Interest Payments	273.0	314.0	329.7	344.7	422.4	512.5	512.5	481.5	459.2
3. Recurrent Balance (1 - 2)	(279.0)	(149.0)	8.3	(426.8)	(978.6)	(581.4)	(542.4)	(108.3)	126.8
4. Capital Revenue	-	3.0	0.1	-	-	2.0	2.0	2.0	2.0
5. Capital Expenditure	381.0	269.0	223.4	372.2	369.5	372.4	318.2	244.7	277.5
6. Capital Balance (4 - 5)	(381.0)	(266.0)	(223.3)	(372.2)	(369.5)	(370.4)	(316.2)	(242.7)	(275.5)
7. GFS Deficit (3 + 6)	(660.0)	(415.0)	(215.0)	(799.0)	(1,348.1)	(951.8)	(858.6)	(351.0)	(148.7)
8. GDP (Current Prices)	12,283.0	12,494.0	13,205.0	11,301.0	9,895.0	12,326.5	11,573.0	12,458.6	13,279.2
9. GFS Deficit as % of GDP	(5.4)	(3.3)	(1.6)	(7.1)	(13.6)	(7.7)	(7.4)	(2.8)	(1.1)
<b>Memo Items</b>									
Growth Rate (current prices)	2.5%	1.7%	5.7%	-14.4%	-12.4%	24.6%	17.0%	7.7%	6.6%
Government Debt (end-June)	6,550.0	7,242.7	7,527.0	8,191.2	9,935.0	10,886.8	10,793.6	11,144.6	11,293.3
Government Debt (% of GDP)	53.3	58.0	57.0	72.5	100.4	88.3	93.3	89.5	85.0
Recurrent Expenditure (% of GDP)	19.1	17.5	18.3	22.4	28.8	22.9	24.9	21.4	20.7
Recurrent Revenue (% of GDP)	16.9	16.3	18.4	18.6	18.9	18.2	20.2	20.5	21.7
Capital Expenditure (% of GDP)	3.1	2.2	1.7	3.3	3.7	3.0	2.7	2.0	2.1
Primary Balance (\$M)	(387.0)	(101.0)	114.7	(454.3)	(925.7)	(439.3)	(346.1)	130.5	310.5
Primary Balance (% of GDP)	(3.2)	(0.8)	0.9	(4.0)	(9.4)	(3.6)	(3.0)	1.0	2.3
Primary Recurrent Expenditure (% of GDP)	16.9	15.0	15.8	19.3	24.5	18.8	20.5	17.5	17.3

**Notes:**

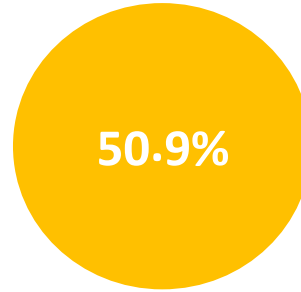
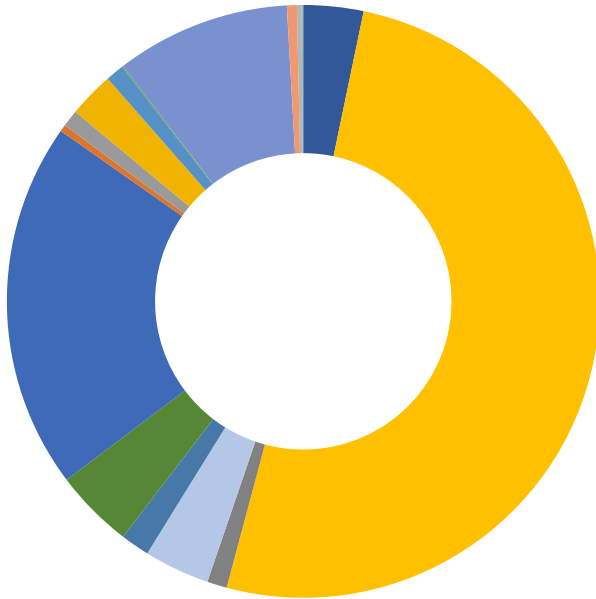
- GDP estimates through 2020 are from the Department of Statistics; and thereafter, from the IMF World Economic Outlook and the Ministry of Finance.
- Recurrent expenditures have been adjusted to exclude sinking fund balances, as these represent investments in future financial assets and therefore do not impact the overall deficit position.
- Because of rounding, some totals may not agree with the sum of their counterpart totals



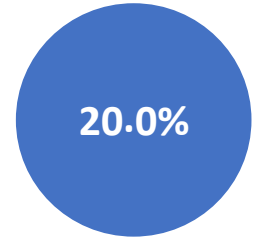


# **ESTIMATES OF REVENUE**

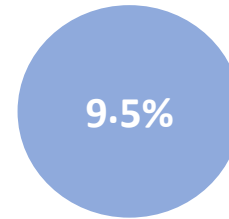
# RECURRENT REVENUE GRAPH



*Value Added Tax (VAT)*



*Taxes on International Trade*



*Administration Fees*

REVENUE ITEM NO.	REVENUE ITEM DESCRIPTION	\$	%
11300	Property Tax	36,819,414	3.3%
11411	VAT	573,540,712	50.9%
	Taxes on Financial & Capital		
11414	Transactions	12,154,144	1.1%
11420	Excise Tax	40,352,884	3.6%
11440	Taxes on Specific Services	17,751,026	1.6%
	Taxes on Use & Permission to		
11450	Use Goods	48,655,113	4.3%
	Taxes on International Trade &		
11500	Transactions	225,762,242	20.0%
11600	Other Taxes	4,239,784	0.4%
14110	Interest	10,304,667	0.9%
14120	Dividends	28,020,000	2.5%
14150	Rent	11,165,308	1.0%
14210	Sales by Market Establishments	808,346	0.1%
14220	Administrative Fees	107,312,331	9.5%
	Incidental Sales by Nonmarket		
14230	Establishments	6,086,645	0.5%
14300	Fines, Penalties & Forfeits	2,921,289	0.3%
14410	Current Transfers N.E.C.	27,935	0.0%
14510	Premiums, Fees & Current Claims	680,327	0.1%
31410	Land	262,068	0.0%
		1,126,864,235	100.0%

# REVENUE SUMMARY

ITEM NO.	TITLE OF ITEM	APPROVED FORECAST	SUPPLEMENTAL ESTIMATES	REVISED APPROVED FORECAST	SIX MONTH ACTUAL PROVISIONAL	SIX MONTH ACTUAL PROVISIONAL	VARIANCE PROVISIONAL
		2021/2022	2021/2022	2021/2022	2020/2021 (JUL TO DEC)	2021/2022 (JUL TO DEC)	2020/2021 VS PROVISIONAL 2021/2022
		\$	\$	\$	\$	\$	\$
11300RR	Taxes on Property	158,813,674	0	158,813,674	25,052,352	36,819,414	11,767,062
11411RR	Value Added Tax	845,407,393	80,580,355	925,987,748	286,378,146	573,540,712	287,162,566
11414RR	Taxes on Financial & Capital Transactions	58,376,000	0	58,376,000	21,600,478	12,154,144	-9,446,334
11420RR	Excise Tax	236,543,548	0	236,543,548	88,885,554	40,352,884	-48,532,670
11440RR	Taxes on Specific Services	54,000,000	0	54,000,000	11,004,512	17,751,026	6,746,514
11450RR	Taxes on Use & Permission to Use Goods	163,890,805	0	163,890,805	32,024,455	48,655,113	16,630,658
11500RR	Taxes on International Trade & Transactions	405,091,697	11,755,851	416,847,548	103,164,155	225,762,242	122,598,087
11600RR	Other Taxes	4,041,009	0	4,041,009	1,372,460	4,239,784	2,867,324
	<b>SUB-TOTAL:</b>	<b>1,926,164,126</b>	<b>92,336,206</b>	<b>2,018,500,332</b>	<b>569,482,112</b>	<b>959,275,319</b>	<b>389,793,207</b>
14110RR	Interest	0	0	0	2,100	10,304,667	10,302,567
14120RR	Dividends	6,000,000	0	6,000,000	3,100,000	28,020,000	24,920,000
14150RR	Rent	15,120,653	0	15,120,653	14,247,390	11,165,308	-3,082,082
14210RR	Sales by Market Establishments	2,915,040	0	2,915,040	383,937	808,346	424,409
14220RR	Administrative Fees	221,967,734	0	221,967,734	60,232,755	107,312,331	47,079,576
14230RR	Incidental Sales by Nonmarket Establishments	12,640,769	0	12,640,769	5,512,208	6,086,645	574,437
14300RR	Fines, Penalties & Forfeits	5,318,746	0	5,318,746	1,952,893	2,921,289	968,396
14410RR	Current Transfers N.E.C.	47,485,872	0	47,485,872	123,787	27,935	-95,852
14510RR	Premiums, Fees & Current Claims	6,745,060	0	6,745,060	18,287,267	680,327	-17,606,940
31410RR	Land	100,000	0	100,000	26,519	262,068	235,549
	<b>SUB-TOTAL:</b>	<b>318,293,874</b>	<b>0</b>	<b>318,293,874</b>	<b>103,868,856</b>	<b>167,588,916</b>	<b>63,720,060</b>
	<b>TOTAL TAX &amp; NON-TAX REVENUE</b>	<b>2,244,458,000</b>	<b>92,336,206</b>	<b>2,336,794,206</b>	<b>673,350,968</b>	<b>1,126,864,235</b>	<b>453,513,267</b>
13200RR	Grants From International Organizations	2,000,000	0	2,000,000	0	158,000	158,000
31000RR	Sale of Non-Financial Assets	2,000	0	2,000	0	83,830	83,830
	<b>SUB-TOTAL:</b>	<b>2,002,000</b>	<b>0</b>	<b>2,002,000</b>	<b>0</b>	<b>241,830</b>	<b>241,830</b>
	<b>GRAND TOTAL ALL REVENUE</b>	<b>2,246,460,000</b>	<b>92,336,206</b>	<b>2,338,796,206</b>	<b>673,350,968</b>	<b>1,127,106,065</b>	<b>453,755,097</b>
33000RR	Proceeds From Borrowings	1,851,560,334	-93,275,444	1,758,284,890	1,604,104,265	400,453,066	-1,203,651,199

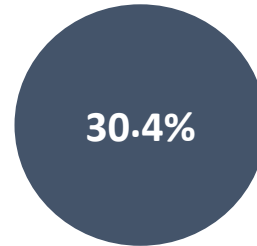
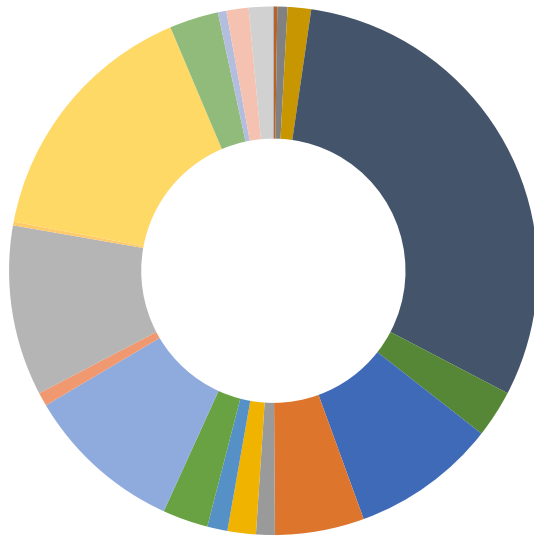




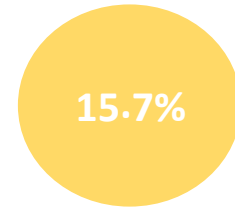


# **ESTIMATES OF RECURRENT EXPENDITURE**

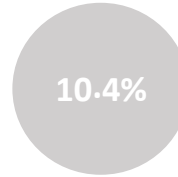
# SECTOR ALLOCATION GRAPH



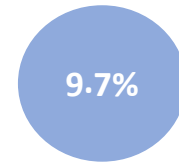
Ministry of Finance



Ministry of Health & Wellness



Ministry of Education & Technical & Vocational Training



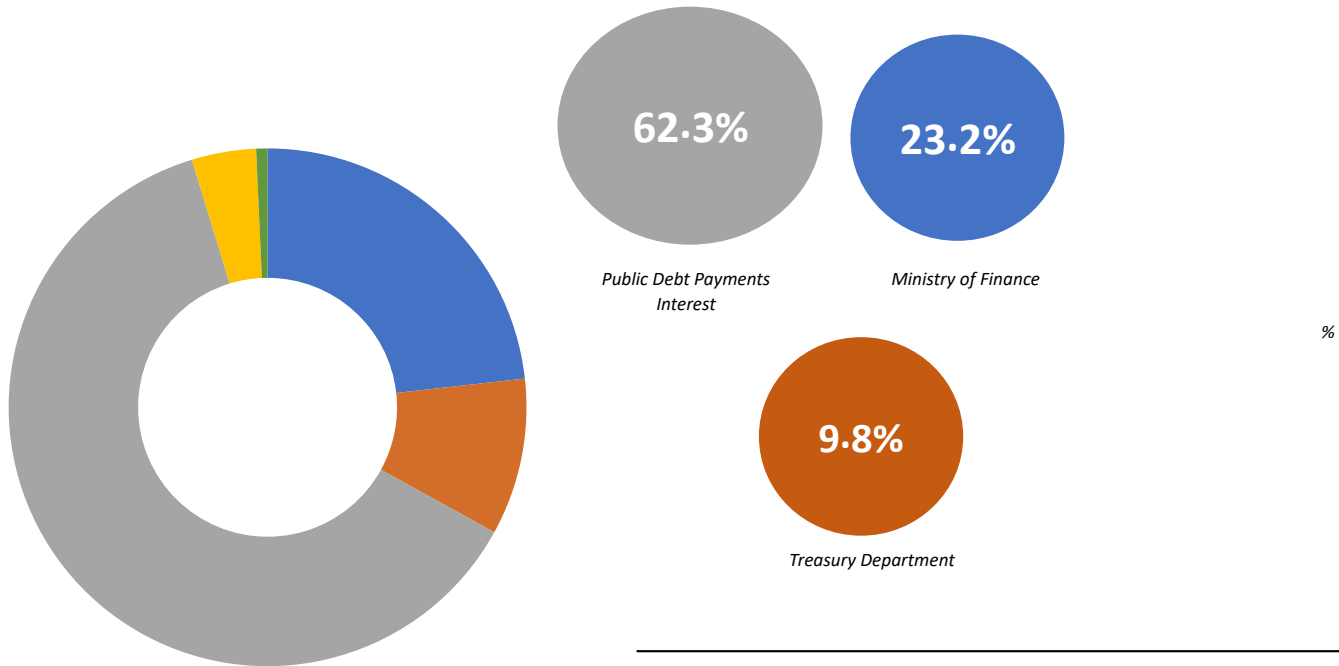
Ministry of Public Service

SECTOR	MINISTRY/DEPARTMENT	\$	%
1	Governor General And Staff	421,475	0.0%
2	Legislative	2,724,607	0.2%
3	The Judiciary	8,138,321	0.6%
	The Cabinet And Office Of The Prime Minister		
4	Minister	18,785,408	1.4%
5	Ministry Of Finance	398,215,616	30.4%
6	Ministry Of Works & Utilities	37,982,180	2.9%
7	Ministry Of National Security	116,467,139	8.9%
	Ministry Of Tourism, Investment & Aviation		
8		71,604,901	5.5%
	Ministry Of Foreign Affairs & The Public Service		
9		14,989,405	1.1%
	Ministry Of Agriculture & Marine Resources & Family Island Affairs		
10		22,771,803	1.7%
11	Ministry Of Transport & Housing	16,181,610	1.2%
	Ministry Of Social Services & Urban Development		
12		36,454,367	2.8%
13	Ministry Of Public Service	127,105,547	9.7%
14	Office of the Attorney General	10,904,363	0.8%
	Ministry Of Education & Technical & Vocational Training		
15		136,629,278	10.4%
16	Ministry For Grand Bahama	2,995,023	0.2%
17	Ministry Of Health & Wellness	205,247,722	15.7%
	Ministry Of The Environment & Natural Resources		
18		39,284,993	3.0%
19	Ministry Of Youth, Sports & Culture	6,803,836	0.5%
	Ministry Of Economic Affairs		
20		17,800,890	1.4%
21	Ministry Of Labour & Immigration	19,586,257	1.5%
		1,311,094,741	100.0%

# SECTOR ALLOCATION SUMMARY

SECT NO.	SECTOR	APPROVED	SUPPLEMENTAL	REVISED	PROVISIONAL	PROVISIONAL	VARIANCE
		ESTIMATES 2021/2022 \$	ESTIMATES & VIREMENTS 2021/2022 \$	ESTIMATES 2021/2022 \$	ACTUAL EXPENDITURE 2020/2021 (JUL TO DEC) \$	ACTUAL EXPENDITURE 2021/2022 (JUL TO DEC) \$	PROVISIONAL 2020/2021 VS PROVISIONAL 2021/2022 \$
01	GOVERNOR GENERAL AND STAFF	1,038,055	-5,051	1,033,004	415,800	421,475	5,674
02	LEGISLATIVE	6,470,636	0	6,470,636	2,573,981	2,724,607	150,626
03	THE JUDICIARY	19,165,374	0	19,165,374	7,013,587	8,138,321	1,124,734
04	CABINET OFFICE AND THE OFFICE OF THE PRIME MINISTER	42,481,717	-946,477	41,535,240	30,555,472	18,785,408	-11,770,064
05	MINISTRY OF FINANCE	886,310,862	28,681,082	914,991,943	417,328,944	398,215,616	-19,113,329
06	MINISTRY OF WORKS AND UTILITIES	66,943,777	7,290,106	74,233,883	27,740,847	37,982,180	10,241,333
07	MINISTRY OF NATIONAL SECURITY	235,076,374	1,466,873	236,543,247	104,619,295	116,467,139	11,847,844
08	MINISTRY OF TOURISM, INVESTMENT & AVIATION	140,575,238	653,504	141,228,742	70,911,769	71,604,901	693,133
09	MINISTRY OF FOREIGN AFFAIRS & THE PUBLIC SERVICE	30,121,020	84,670	30,205,690	17,229,664	14,989,405	-2,240,259
10	MINISTRY OF AGRICULTURE & MARINE RESOURCES & FAMILY ISLAND AFFAIRS	64,443,674	-2,247,407	62,196,267	22,146,866	22,771,803	624,937
11	MINISTRY OF TRANSPORT & HOUSING	37,915,886	-191,890	37,723,996	15,439,870	16,181,610	741,739
12	MINISTRY OF SOCIAL SERVICES & URBAN DEVELOPMENT	94,472,453	0	94,472,453	46,968,152	36,454,367	-10,513,784
13	MINISTRY OF PUBLIC SERVICE	306,095,853	19,620,583	325,716,436	128,588,897	127,105,547	-1,483,350
14	OFFICE OF THE ATTORNEY GENERAL AND MINISTRY OF LEGAL AFFAIRS	26,109,632	0	26,109,632	8,954,256	10,904,363	1,950,107
15	MINISTRY OF EDUCATION & TECHNICAL & VOCATIONAL TRAINING	317,309,557	-2,100,000	315,209,557	141,496,249	136,629,278	-4,866,971
16	MINISTRY FOR GRAND BAHAMA	9,794,034	-978,675	8,815,359	2,196,171	2,995,023	798,852
17	MINISTRY OF HEALTH & WELLNESS	344,555,138	0	344,555,138	171,206,651	205,247,722	34,041,072
18	MINISTRY OF THE ENVIRONMENT & NATURAL RESOURCES	82,909,435	-7,826,518	75,082,917	44,502,828	39,284,993	-5,217,835
19	MINISTRY OF YOUTH, SPORTS & CULTURE	19,030,586	-1,903,058	17,127,528	5,765,273	6,803,836	1,038,564
20	MINISTRY OF ECONOMIC AFFAIRS	55,306,729	12,499,309	67,806,038	17,861,331	17,800,890	-60,441
21	MINISTRY OF LABOUR & IMMIGRATION	39,792,266	-805,904	38,986,362	14,769,998	19,586,257	4,816,259
<b>GRAND TOTAL</b>		<b>2,825,918,296</b>	<b>53,291,147</b>	<b>2,879,209,442</b>	<b>1,298,285,901</b>	<b>1,311,094,741</b>	<b>12,808,841</b>

## SECTOR 5 - MINISTRY OF FINANCE (DETAILS)

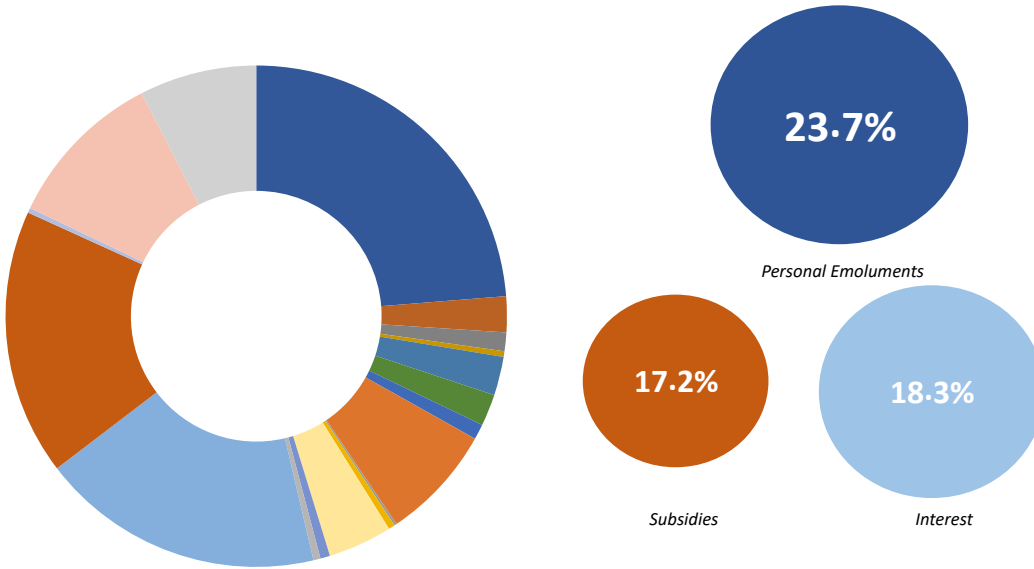


HEAD NO.	MINISTRY/DEPARTMENT	\$	%
21	Ministry of Finance	92,509,032	23.2%
22	Treasury Department	38,967,727	9.8%
26	Public Debt Payments- Interest	247,928,572	62.3%
23	Customs Department	16,006,365	4.0%
24	Department of Statistics	-	0.0%
28	Department of Inland Revenue	2,803,920	0.7%
		398,215,616	100.0%

<b>Memorandum</b>			
27	Public Debt Payments- Redemption	410,896,012	



# RECURRENT EXPENDITURE GRAPH



ITEM NO	ITEM DESCRIPTION	\$	%
21110	Wages & Salaries	311,054,472	23.7%
21120	Allowances	30,259,604	2.3%
21210	Employer's Social Contributions	15,756,125	1.2%
22110	Travel & Subsistence	4,794,665	0.4%
22210	Rent	32,727,854	2.5%
22310	Utilities & Communication	26,785,689	2.0%
22410	Supplies & Materials	12,898,817	1.0%
22510	Services	97,337,746	7.4%
22610	Minor Capital Repairs	2,058,151	0.2%
22710	Operational Expenses	5,361,005	0.4%
22810	Special Financial Transactions	54,270,240	4.1%
22910	Other	13,572	0.0%
22920	Finance Charges (Hedging Charges)	8,159,997	0.6%
22930	Tourism Related	-	0.0%
22940	Local Government Districts	5,937,970	0.5%
22950	School Boards	45,000	0.0%
24000	Interest	239,768,575	18.3%
25000	Subsidies	225,033,182	17.2%
26000	Grants	4,184,115	0.3%
27000	Social Benefits	135,638,585	10.3%
28000	Other Payments	99,009,379	7.6%
		1,311,094,743	100.0%

# RECURRENT EXPENDITURE BY BLOCK

ITEM NO.	TITLE OF ITEM	APPROVED ESTIMATES 2021/2022 \$	SUPPLEMENTAL ESTIMATES & VIREMENTS 2021/2022 \$	REVISED APPROVED ESTIMATES 2021/2022 \$	PROVISIONAL ACTUAL EXPENDITURE 2020/2021 (JUL TO DEC) \$	PROVISIONAL ACTUAL EXPENDITURE 2021/2022 (JUL TO DEC) \$	VARIANCE PROVISIONAL 2020/2021 VS PROVISIONAL 2021/2022 \$
21110EE	Wages & Salaries (In Cash)	670,935,385	4,119,755	675,055,140	299,625,743	311,054,472	11,428,729
21120EE	Allowances	71,295,256	-121,879	71,173,377	26,740,853	30,259,604	3,518,751
21210EE	Actual Employer's Social Contributions	36,365,079	0	36,365,079	15,860,885	15,756,125	-104,760
22110EE	Travel & Subsistence	10,976,705	-281,365	10,695,340	3,402,325	4,794,665	1,392,340
22210EE	Rent	78,041,048	-4,588	78,036,460	36,477,737	32,727,854	-3,749,883
22310EE	Utilities & Communication	104,159,059	-445,990	103,713,069	30,795,559	26,785,689	-4,009,870
22410EE	Supplies & Materials	37,150,903	-962,420	36,188,483	13,870,295	12,898,817	-971,478
22510EE	Services	233,401,752	-8,527,229	224,874,523	74,452,806	97,337,746	22,884,940
22610EE	Minor Capital Repairs	6,658,224	-1,211,021	5,447,203	1,474,164	2,058,151	583,987
22710EE	Operational Expenses	12,378,230	315,399	12,693,629	4,898,525	5,361,005	462,480
22810EE	Special Financial Transactions	99,851,044	-102,755	99,748,289	45,410,457	54,270,240	8,859,783
22910EE	Other	710,000	0	710,000	228,013	13,572	-214,441
22920EE	Finance Charges (Hedging/Charges)	30,000,000	0	30,000,000	49,956,816	8,159,997	-41,796,819
22930EE	Tourism Related	4,800,000	0	4,800,000	0	0	0
22940EE	Local Government Expenses	13,319,147	0	13,319,147	6,217,526	5,937,970	-279,556
22950EE	School Board Expenses	124,000	0	124,000	45,000	45,000	0
24100EE	Interest to Non Residents	225,091,475	9,700,000	234,791,475	72,773,875	118,486,017	45,712,142
24200EE	Interest to Residents Other Than General Government	257,377,065	-9,700,000	247,677,065	110,382,440	121,282,558	10,900,118
25110EE	Subsidies-Public Non-Financial Corporations	362,781,211	0	362,781,211	205,667,623	217,755,287	12,087,664
25210EE	Subsidies to Private Non-Financial Enterprises	25,111,000	-40,000	25,071,000	12,738,148	6,601,980	-6,136,168
25310EE	Subsidies to Other Sectors	2,300,000	0	2,300,000	915,824	675,915	-239,909
26210EE	Current Grants to International Organizations	8,528,747	103,956	8,632,703	4,335,081	4,184,115	-150,966
27210EE	Social Assistance Benefits In Cash	115,831,990	36,853,600	152,685,590	104,416,674	57,686,699	-46,729,975
27310EE	Pensions & Gratuities In Cash	150,850,598	23,759,583	174,610,181	71,902,788	77,951,886	6,049,098
28210EE	Current Transfers N.E.C.	184,202,119	-163,904	184,038,215	81,169,886	78,939,483	-2,230,403
28310EE	Premiums, Fees & Current Claims	83,678,259	0	83,678,259	24,526,856	20,069,896	-4,456,960
	<b>GRAND TOTAL</b>	<b>2,825,918,296</b>	<b>53,291,142</b>	<b>2,879,209,438</b>	<b>1,298,285,899</b>	<b>1,311,094,743</b>	<b>12,808,844</b>
32000EE	Acquisition of Financial Assets (Sinking Fund)	59,810,791	0	59,810,791	0	26,640,878	26,640,878

# SUMMARY OF AGENCIES RECURRENT EXPENDITURE 2021/2022

ITEM NO.	TITLE OF ITEM	APPROVED ESTIMATES 2021/2022	SUPPLEMENTAL ESTIMATES & VIREMENTS 2021/2022	REVISED APPROVED ESTIMATES 2021/2022	PROVISIONAL ACTUAL EXPENDITURE 2020/2021 (JUL TO DEC)	PROVISIONAL ACTUAL EXPENDITURE 2021/2022 (JUL TO DEC)	VARIANCE PROVISIONAL 2020/2021 VS PROVISIONAL 2021/2022
		\$	\$	\$	\$	\$	\$
001	GOVERNOR GENERAL AND STAFF	1,038,055	-5,051	1,033,004	415,800	421,475	5,675
002	THE SENATE	284,600	0	284,600	117,837	80,884	-36,953
003	HOUSE OF ASSEMBLY	3,656,393	0	3,656,393	1,652,902	1,606,600	-46,302
004	DEPARTMENT OF THE AUDITOR GENERAL	2,529,643	0	2,529,643	803,242	1,037,123	233,881
005	MINISTRY OF THE PUBLIC SERVICE	306,095,853	19,620,583	325,716,436	128,588,897	127,105,547	-1,483,350
006	CABINET OFFICE	5,433,436	-589,412	4,844,024	3,161,627	2,961,656	-199,971
007	OFFICE OF THE ATTORNEY GENERAL AND MINISTRY OF LEGAL AFFAIRS	18,241,180	0	18,241,180	7,130,150	8,756,438	1,626,288
008	OFFICE OF THE JUDICIARY	16,802,562	0	16,802,562	6,115,844	7,094,988	979,144
009	COURT OF APPEAL	2,362,812	0	2,362,812	897,743	1,043,333	145,590
010	REGISTRAR GENERAL'S DEPARTMENT	4,450,444	0	4,450,444	1,136,655	1,209,033	72,378
011	BAHAMAS DEPARTMENT OF CORRECTIONAL SERVICES	31,077,999	-190,405	30,887,594	12,073,244	13,476,847	1,403,603
012	PARLIAMENTARY REGISTRATION DEPARTMENT	4,700,020	-470,002	4,230,018	381,538	2,271,209	1,889,671
013	MINISTRY OF FOREIGN AFFAIRS AND THE PUBLIC SERVICE	30,121,020	84,669	30,205,689	17,229,664	14,989,405	-2,240,259
014	OFFICE OF THE PRIME MINISTER	21,205,375	6,933,131	28,138,506	10,305,527	10,936,070	630,543
016	BAHAMAS INFORMATION SERVICES	2,044,467	0	2,044,467	957,592	953,081	-4,511
017	GOVERNMENT PRINTING DEPARTMENT	1,414,552	0	1,414,552	493,671	586,847	93,176
018	DEPARTMENT OF LOCAL GOVERNMENT	28,327,153	-1,200,000	27,127,153	10,254,042	10,626,581	372,539
019	DEPARTMENT OF PHYSICAL PLANNING	959,442	-5,000	954,442	409,528	418,089	8,561
020	DEPARTMENT OF LANDS AND SURVEYS	3,603,401	0	3,603,401	783,295	1,938,540	1,155,245
021	MINISTRY OF FINANCE	253,248,850	28,681,082	281,929,932	124,987,646	92,509,032	-32,478,614
022	TREASURY DEPARTMENT	78,221,691	0	78,221,691	89,158,857	38,967,727	-50,191,130
023	CUSTOMS DEPARTMENT	35,710,840	0	35,710,840	16,069,076	16,006,365	-62,711
024	DEPARTMENT OF STATISTICS	0	0	0	1,321,181	0	-1,321,181
026	PUBLIC DEBT SERVICING - INTEREST AND OTHER CHARGES	512,468,540	0	512,468,540	183,156,315	247,928,572	64,772,257



# SUMMARY OF AGENCIES RECURRENT EXPENDITURE 2021/2022

ITEM NO.	TITLE OF ITEM	APPROVED ESTIMATES 2021/2022 \$	SUPPLEMENTAL ESTIMATES & VIREMENTS 2021/2022 \$	REVISED APPROVED ESTIMATES 2021/2022 \$	PROVISIONAL ACTUAL EXPENDITURE 2020/2021 (JUL TO DEC) \$	PROVISIONAL ACTUAL EXPENDITURE 2021/2022 (JUL TO DEC) \$	VARIANCE PROVISIONAL 2020/2021 VS PROVISIONAL 2021/2022 \$
028	DEPARTMENT OF INLAND REVENUE	6,660,941	0	6,660,941	2,635,870	2,803,920	168,050
029	MINISTRY OF NATIONAL SECURITY	12,195,569	2,127,280	14,322,849	3,444,366	6,192,276	2,747,910
030	DEPARTMENT OF IMMIGRATION	31,712,985	0	31,712,985	11,175,520	16,094,663	4,919,143
031	THE ROYAL BAHAMAS POLICE FORCE	124,869,274	0	124,869,274	60,259,956	62,763,831	2,503,875
032	THE ROYAL BAHAMAS DEFENCE FORCE	62,233,512	0	62,233,512	28,460,190	31,762,975	3,302,785
033	MINISTRY OF WORKS AND UTILITIES	47,714,839	7,720,424	55,435,263	18,975,199	28,258,945	9,283,746
034	DEPARTMENT OF PUBLIC WORKS	18,269,496	-425,318	17,844,178	8,356,120	9,305,146	949,026
035	DEPARTMENT OF EDUCATION	202,553,939	-2,100,000	200,453,939	85,801,285	85,460,051	-341,234
037	DEPARTMENT OF ARCHIVES	683,209	0	683,209	287,610	271,960	-15,650
038	MINISTRY OF EDUCATION AND TECHNICAL AND VOCATIONAL TRAINING	114,072,409	0	114,072,409	55,407,354	50,897,268	-4,510,086
040	MINISTRY OF TRANSPORT AND HOUSING	10,163,996	0	10,163,996	4,984,836	4,999,727	14,891
043	MINISTRY OF SOCIAL SERVICES AND URBAN DEVELOPMENT	12,983,707	0	12,983,707	4,530,998	5,978,454	1,447,456
044	DEPARTMENT OF SOCIAL SERVICES	81,488,746	0	81,488,746	42,437,153	30,475,913	-11,961,240
045	DEPARTMENT OF HOUSING	2,179,723	-170,219	2,009,504	973,313	766,512	-206,801
047	MINISTRY OF YOUTH, SPORTS AND CULTURE	19,030,586	-1,903,058	17,127,528	5,765,273	6,803,836	1,038,563
048	DEPARTMENT OF LABOUR	2,147,076	-67,410	2,079,666	953,061	957,631	4,570
049	MINISTRY OF ECONOMIC AFFAIRS	1,663,092	12,499,309	14,162,401	623,901	2,104,213	1,480,312
051	POST OFFICE DEPARTMENT	8,375,891	-338,849	8,037,042	2,858,058	3,136,482	278,424
053	PORT DEPARTMENT	8,894,225	0	8,894,225	3,329,293	3,575,960	246,667
054	DEPARTMENT OF ROAD TRAFFIC	5,495,044	451,988	5,947,032	2,311,927	2,701,311	389,384
055	DEPARTMENT OF METEOROLOGY	2,807,007	-134,811	2,672,196	982,443	1,001,617	19,174
056	MINISTRY OF AGRICULTURE, MARINE RESOURCES AND FAMILY ISLAND AFFAIRS	27,684,694	-1,006,723	26,677,971	8,493,703	8,456,505	-37,198
057	DEPARTMENT OF AGRICULTURE	5,595,974	-40,683	5,555,291	2,423,809	2,452,844	29,035
058	DEPARTMENT OF MARINE RESOURCES	2,835,853	0	2,835,853	975,313	1,235,873	260,560

# SUMMARY OF AGENCIES RECURRENT EXPENDITURE 2021/2022

ITEM NO.	TITLE OF ITEM	APPROVED ESTIMATES 2021/2022 \$	SUPPLEMENTAL ESTIMATES & VIREMENTS 2021/2022 \$	REVISED APPROVED ESTIMATES 2021/2022 \$	PROVISIONAL ACTUAL EXPENDITURE 2020/2021 (JUL TO DEC) \$	PROVISIONAL ACTUAL EXPENDITURE 2021/2022 (JUL TO DEC) \$	VARIANCE PROVISIONAL 2020/2021 VS PROVISIONAL 2021/2022 \$
060	MINISTRY OF HEALTH AND WELLNESS	297,081,014	0	297,081,014	153,777,659	183,501,338	29,723,679
065	DEPARTMENT OF ENVIRONMENTAL HEALTH SERVICES	56,318,473	0	56,318,473	26,758,990	27,036,663	277,673
066	DEPARTMENT OF PUBLIC HEALTH	47,474,124	0	47,474,124	17,428,991	21,746,384	4,317,393
067	MINISTRY OF TOURISM, INVESTMENT AND AVIATION	140,575,238	653,504	141,228,742	70,911,769	71,604,901	693,132
070	MINISTRY OF LABOUR AND IMMIGRATION	5,932,205	-738,494	5,193,711	2,641,417	2,533,963	-107,454
072	MINISTRY OF THE ENVIRONMENT AND NATURAL RESOURCES	26,590,962	-7,826,518	18,764,444	17,743,838	12,248,330	-5,495,508
073	DEPARTMENT OF TRANSFORMATION AND DIGITIZATION	53,643,637	0	53,643,637	17,237,430	15,696,677	-1,540,753
074	MINISTRY FOR GRAND BAHAMA	9,794,034	-978,675	8,815,359	2,196,171	2,995,023	798,852
075	MINISTRY OF DISASTER PREPAREDNESS, MANAGEMENT AND RECONSTRUCTION	8,780,486	-7,290,199	1,490,287	14,853,760	1,409,215	-13,444,545
076	DEPARTMENT OF PUBLIC PROSECUTION	3,418,008	0	3,418,008	687,452	938,892	251,440
<b>GRAND TOTAL</b>		<b>2,825,918,296</b>	<b>53,291,143</b>	<b>2,879,209,439</b>	<b>1,298,285,901</b>	<b>1,311,094,741</b>	<b>12,808,840</b>

Note: Because of rounding, some totals may not agree with the sum of their counterpart totals.

# [Head 001] GOVERNOR GENERAL AND STAFF

ITEM NO.	TITLE OF ITEM	APPROVED ESTIMATES 2021/2022 \$	SUPPLEMENTAL ESTIMATES & VIREMENTS 2021/2022 \$	REVISED APPROVED ESTIMATES 2021/2022 \$	PROVISIONAL ACTUAL EXPENDITURE 2020/2021 (JUL TO DEC) \$	PROVISIONAL ACTUAL EXPENDITURE 2021/2022 (JUL TO DEC) \$	VARIANCE PROVISIONAL 2020/2021 VS PROVISIONAL 2021/2022 \$
21110EE	Wages & Salaries (In Cash)	753,267	0	753,267	357,678	338,400	-19,278
21120EE	Allowances	78,100	0	78,100	16,300	16,806	506
22110EE	Travel & Subsistence	30,000	0	30,000	1,770	8,601	6,831
22410EE	Supplies & Materials	86,170	0	86,170	15,828	25,559	9,731
22510EE	Services	84,918	-5,051	79,867	7,923	30,651	22,728
22610EE	Minor Capital Repairs	5,000	0	5,000	2,114	1,458	-656
22810EE	Special Financial Transactions	600	0	600	14,187	0	-14,187
<b>GOVERNOR GENERAL AND STAFF TOTAL EXPENSES</b>		<b>1,038,055</b>	<b>-5,051</b>	<b>1,033,004</b>	<b>415,800</b>	<b>421,475</b>	<b>5,675</b>

The Accounting Officer for this Head is the SECRETARY TO THE GOVERNOR GENERAL

# [Head 002] THE SENATE

ITEM NO.	TITLE OF ITEM	APPROVED ESTIMATES 2021/2022 \$	SUPPLEMENTAL ESTIMATES & VIREMENTS 2021/2022 \$	REVISED APPROVED ESTIMATES 2021/2022 \$	PROVISIONAL ACTUAL EXPENDITURE 2020/2021 (JUL TO DEC) \$	PROVISIONAL ACTUAL EXPENDITURE 2021/2022 (JUL TO DEC) \$	VARIANCE PROVISIONAL 2020/2021 VS PROVISIONAL 2021/2022 \$
21110EE	Wages & Salaries (In Cash)	244,015	0	244,015	108,778	79,340	-29,438
21120EE	Allowances	12,800	0	12,800	0	0	0
22110EE	Travel & Subsistence	18,840	0	18,840	6,199	1,544	-4,655
22410EE	Supplies & Materials	7,691	0	7,691	2,860	0	-2,860
22510EE	Services	304	0	304	0	0	0
22810EE	Special Financial Transactions	950	0	950	0	0	0
<b>THE SENATE TOTAL EXPENSES</b>		<b>284,600</b>	<b>0</b>	<b>284,600</b>	<b>117,837</b>	<b>80,884</b>	<b>-36,953</b>

The Accounting Officer for this Head is the SECRETARY TO THE CABINET

# [Head 003] HOUSE OF ASSEMBLY

ITEM NO.	TITLE OF ITEM	APPROVED ESTIMATES 2021/2022 \$	SUPPLEMENTAL ESTIMATES & VIREMENTS 2021/2022 \$	REVISED APPROVED ESTIMATES 2021/2022 \$	PROVISIONAL ACTUAL EXPENDITURE 2020/2021 (JUL TO DEC) \$	PROVISIONAL ACTUAL EXPENDITURE 2021/2022 (JUL TO DEC) \$	VARIANCE PROVISIONAL 2020/2021 VS PROVISIONAL 2021/2022 \$
21110EE	Wages & Salaries (In Cash)	1,775,000	0	1,775,000	863,834	841,571	-22,263
21120EE	Allowances	52,200	0	52,200	16,270	14,270	-2,000
22110EE	Travel & Subsistence	107,100	0	107,100	25,732	38,484	12,752
22210EE	Rent	1,170,000	0	1,170,000	582,500	528,805	-53,695
22410EE	Supplies & Materials	72,327	0	72,327	4,080	23,615	19,535
22510EE	Services	271,016	0	271,016	115,486	110,973	-4,513
22610EE	Minor Capital Repairs	7,800	0	7,800	0	217	217
22810EE	Special Financial Transactions	950	0	950	0	46	46
28210EE	Current Transfers N.E.C.	200,000	0	200,000	45,000	48,619	3,619
<b>HOUSE OF ASSEMBLY TOTAL EXPENSES</b>		<b>3,656,393</b>	<b>0</b>	<b>3,656,393</b>	<b>1,652,902</b>	<b>1,606,600</b>	<b>-46,302</b>

The Accounting Officer for this Head is the SECRETARY TO THE CABINET

# [Head 004] DEPARTMENT OF THE AUDITOR GENERAL

ITEM NO.	TITLE OF ITEM	APPROVED ESTIMATES 2021/2022 \$	SUPPLEMENTAL ESTIMATES & VIREMENTS 2021/2022 \$	REVISED APPROVED ESTIMATES 2021/2022 \$	PROVISIONAL ACTUAL EXPENDITURE 2020/2021 (JUL TO DEC) \$	PROVISIONAL ACTUAL EXPENDITURE 2021/2022 (JUL TO DEC) \$	VARIANCE PROVISIONAL 2020/2021 VS PROVISIONAL 2021/2022 \$
21110EE	Wages & Salaries (In Cash)	2,047,429	0	2,047,429	711,250	882,034	170,784
21120EE	Allowances	26,800	0	26,800	8,250	7,000	-1,250
21210EE	Actual Employer's Social Contributions	68,000	0	68,000	6,597	17,442	10,845
22110EE	Travel & Subsistence	79,852	0	79,852	11,000	16,597	5,597
22210EE	Rent	62,500	0	62,500	20,114	18,330	-1,784
22410EE	Supplies & Materials	20,612	0	20,612	4,826	4,196	-630
22510EE	Services	215,500	0	215,500	40,580	89,180	48,600
22610EE	Minor Capital Repairs	8,000	0	8,000	624	2,344	1,720
22810EE	Special Financial Transactions	950	0	950	0	0	0
<b>DEPARTMENT OF THE AUDITOR GENERAL TOTAL EXPENSES</b>		<b>2,529,643</b>	<b>0</b>	<b>2,529,643</b>	<b>803,241</b>	<b>1,037,123</b>	<b>233,882</b>

The Accounting Officer for this Head is the AUDITOR GENERAL

# [Head 005] MINISTRY OF THE PUBLIC SERVICE

ITEM NO.	TITLE OF ITEM	APPROVED ESTIMATES 2021/2022 \$	SUPPLEMENTAL ESTIMATES & VIREMENTS 2021/2022 \$	REVISED APPROVED ESTIMATES 2021/2022 \$	PROVISIONAL ACTUAL EXPENDITURE 2020/2021 (JUL TO DEC) \$	PROVISIONAL ACTUAL EXPENDITURE 2021/2022 (JUL TO DEC) \$	VARIANCE PROVISIONAL 2020/2021 VS PROVISIONAL 2021/2022 \$
21110EE	Wages & Salaries (In Cash)	28,732,600	0	28,732,600	8,983,954	9,170,294	186,340
21120EE	Allowances	466,650	0	466,650	61,981	183,898	121,917
22110EE	Travel & Subsistence	38,860	0	38,860	0	6,937	6,937
22210EE	Rent	54,384,476	0	54,384,476	25,959,879	22,926,092	-3,033,787
22410EE	Supplies & Materials	122,360	0	122,360	18,676	14,679	-3,997
22510EE	Services	1,691,890	0	1,691,890	378,616	121,783	-256,833
22610EE	Minor Capital Repairs	7,760	0	7,760	955	751	-204
22810EE	Special Financial Transactions	224,700	0	224,700	0	0	0
27310EE	Pensions & Gratuities In Cash	146,100,000	19,620,583	165,720,583	70,314,571	76,054,077	5,739,506
28310EE	Premiums, Fees & Current Claims	74,326,557	0	74,326,557	22,870,266	18,627,035	-4,243,231
<b>MINISTRY OF THE PUBLIC SERVICE TOTAL EXPENSES</b>		<b>306,095,853</b>	<b>19,620,583</b>	<b>325,716,436</b>	<b>128,588,898</b>	<b>127,105,546</b>	<b>-1,483,352</b>

The Accounting Officer for this Head is the PERMANENT SECRETARY

## [Head 006] CABINET OFFICE

ITEM NO.	TITLE OF ITEM	APPROVED ESTIMATES 2021/2022 \$	SUPPLEMENTAL ESTIMATES & VIREMENTS 2021/2022 \$	REVISED APPROVED ESTIMATES 2021/2022 \$	PROVISIONAL ACTUAL EXPENDITURE 2020/2021 (JUL TO DEC) \$	PROVISIONAL ACTUAL EXPENDITURE 2021/2022 (JUL TO DEC) \$	VARIANCE PROVISIONAL 2020/2021 VS PROVISIONAL 2021/2022 \$
21110EE	Wages & Salaries (In Cash)	2,188,405	0	2,188,405	1,057,820	885,866	-171,954
21120EE	Allowances	193,145	0	193,145	64,882	47,086	-17,796
22110EE	Travel & Subsistence	81,658	0	81,658	0	1,075	1,075
22410EE	Supplies & Materials	798,217	217,598	1,015,815	237,031	935,078	698,047
22510EE	Services	369,863	-39,412	330,451	85,194	241,291	156,097
22610EE	Minor Capital Repairs	7,600	0	7,600	2,012	2,870	858
22810EE	Special Financial Transactions	144,548	-17,598	126,950	164,687	23,391	-141,296
28210EE	Current Transfers N.E.C.	1,650,000	-750,000	900,000	1,550,000	825,000	-725,000
<b>CABINET OFFICE TOTAL EXPENSES</b>		<b>5,433,436</b>	<b>-589,412</b>	<b>4,844,024</b>	<b>3,161,626</b>	<b>2,961,657</b>	<b>-199,969</b>

The Accounting Officer for this Head is the SECRETARY TO THE CABINET



**[Head 007] OFFICE OF THE ATTORNEY  
GENERAL AND MINISTRY OF LEGAL AFFAIRS**

ITEM NO.	TITLE OF ITEM	APPROVED ESTIMATES	SUPPLEMENTAL ESTIMATES & VIREMENTS	REVISED APPROVED ESTIMATES	PROVISIONAL ACTUAL EXPENDITURE	PROVISIONAL ACTUAL EXPENDITURE	VARIANCE PROVISIONAL
		2021/2022	2021/2022	2021/2022	2020/2021 (JUL TO DEC)	2021/2022 (JUL TO DEC)	2020/2021 VS PROVISIONAL 2021/2022
		\$	\$	\$	\$	\$	\$
21110EE	Wages & Salaries (In Cash)	7,414,729	0	7,414,729	3,109,753	3,742,797	633,044
21120EE	Allowances	807,333	0	807,333	332,260	260,393	-71,867
22110EE	Travel & Subsistence	26,900	0	26,900	1,498	2,702	1,204
22210EE	Rent	8,000	0	8,000	0	0	0
22410EE	Supplies & Materials	47,760	0	47,760	15,863	10,533	-5,330
22510EE	Services	3,462,000	0	3,462,000	2,706,011	1,121,121	-1,584,890
22610EE	Minor Capital Repairs	10,000	0	10,000	4,785	2,607	-2,178
22810EE	Special Financial Transactions	371,958	0	371,958	343	66,415	66,072
25310EE	Subsidies to Other Sectors	2,300,000	0	2,300,000	915,824	675,915	-239,909
27210EE	Social Assistance Benefits In Cash	1,500	0	1,500	0	0	0
28210EE	Current Transfers N.E.C.	3,791,000	0	3,791,000	43,812	2,873,953	2,830,141
<b>OFFICE OF THE ATTORNEY GENERAL AND MINISTRY OF LEGAL AFFAIRS TOTAL EXPENSES</b>		<b>18,241,180</b>	<b>0</b>	<b>18,241,180</b>	<b>7,130,149</b>	<b>8,756,436</b>	<b>1,626,287</b>

The Accounting Officer for this Head is the PERMANENT SECRETARY

# [Head 008] OFFICE OF THE JUDICIARY

ITEM NO.	TITLE OF ITEM	APPROVED ESTIMATES 2021/2022 \$	SUPPLEMENTAL ESTIMATES & VIREMENTS 2021/2022 \$	REVISED APPROVED ESTIMATES 2021/2022 \$	PROVISIONAL ACTUAL EXPENDITURE 2020/2021 (JUL TO DEC) \$	PROVISIONAL ACTUAL EXPENDITURE 2021/2022 (JUL TO DEC) \$	VARIANCE PROVISIONAL 2020/2021 VS PROVISIONAL 2021/2022 \$
21110EE	Wages & Salaries (In Cash)	11,057,552	0	11,057,552	4,820,051	5,413,325	593,274
21120EE	Allowances	1,972,012	0	1,972,012	805,731	805,974	243
22110EE	Travel & Subsistence	68,000	0	68,000	4,515	9,180	4,665
22210EE	Rent	36,000	0	36,000	15,840	7,500	-8,340
22410EE	Supplies & Materials	223,907	0	223,907	51,684	33,352	-18,332
22510EE	Services	2,063,941	0	2,063,941	125,984	417,823	291,839
22610EE	Minor Capital Repairs	27,200	0	27,200	8,186	6,166	-2,020
22710EE	Operational Expenses	450,000	0	450,000	172,426	146,167	-26,259
22810EE	Special Financial Transactions	3,950	0	3,950	0	0	0
27210EE	Social Assistance Benefits In Cash	900,000	0	900,000	111,428	255,500	144,072
<b>OFFICE OF THE JUDICIARY TOTAL EXPENSES</b>		<b>16,802,562</b>	<b>0</b>	<b>16,802,562</b>	<b>6,115,845</b>	<b>7,094,987</b>	<b>979,142</b>

The Accounting Officer for this Head is the REGISTRAR

# [Head 009] COURT OF APPEAL

ITEM NO.	TITLE OF ITEM	APPROVED ESTIMATES 2021/2022 \$	SUPPLEMENTAL ESTIMATES & VIREMENTS 2021/2022 \$	REVISED APPROVED ESTIMATES 2021/2022 \$	PROVISIONAL ACTUAL EXPENDITURE 2020/2021 (JUL TO DEC) \$	PROVISIONAL ACTUAL EXPENDITURE 2021/2022 (JUL TO DEC) \$	VARIANCE PROVISIONAL 2020/2021 VS PROVISIONAL 2021/2022 \$
21110EE	Wages & Salaries (In Cash)	1,580,052	0	1,580,052	608,870	789,671	180,801
21120EE	Allowances	523,000	0	523,000	223,922	200,332	-23,590
22110EE	Travel & Subsistence	3,800	0	3,800	0	0	0
22410EE	Supplies & Materials	32,200	0	32,200	5,000	8,107	3,107
22510EE	Services	165,760	0	165,760	46,490	39,918	-6,572
22610EE	Minor Capital Repairs	8,000	0	8,000	2,462	1,805	-657
27210EE	Social Assistance Benefits In Cash	50,000	0	50,000	11,000	3,500	-7,500
<b>COURT OF APPEAL TOTAL EXPENSES</b>		<b>2,362,812</b>	<b>0</b>	<b>2,362,812</b>	<b>897,744</b>	<b>1,043,333</b>	<b>145,589</b>

The Accounting Officer for this Head is the REGISTRAR

# [Head 010] REGISTRAR GENERAL'S DEPARTMENT

ITEM NO.	TITLE OF ITEM	APPROVED ESTIMATES 2021/2022 \$	SUPPLEMENTAL ESTIMATES & VIREMENTS 2021/2022 \$	REVISED APPROVED ESTIMATES 2021/2022 \$	PROVISIONAL ACTUAL EXPENDITURE 2020/2021 (JUL TO DEC) \$	PROVISIONAL ACTUAL EXPENDITURE 2021/2022 (JUL TO DEC) \$	VARIANCE PROVISIONAL 2020/2021 VS PROVISIONAL 2021/2022 \$
21110EE	Wages & Salaries (In Cash)	2,246,675	0	2,246,675	912,302	991,540	79,238
21120EE	Allowances	73,039	0	73,039	5,911	10,705	4,794
22110EE	Travel & Subsistence	43,400	0	43,400	0	6,385	6,385
22210EE	Rent	96,000	0	96,000	40,000	48,000	8,000
22410EE	Supplies & Materials	121,516	0	121,516	19,574	19,133	-441
22510EE	Services	1,864,064	0	1,864,064	158,608	133,062	-25,546
22610EE	Minor Capital Repairs	4,800	0	4,800	260	208	-52
22810EE	Special Financial Transactions	950	0	950	0	0	0
<b>REGISTRAR GENERAL'S DEPARTMENT TOTAL EXPENSES</b>		<b>4,450,444</b>	<b>0</b>	<b>4,450,444</b>	<b>1,136,655</b>	<b>1,209,033</b>	<b>72,378</b>

The Accounting Officer for this Head is the REGISTRAR GENERAL

# [Head 011] BAHAMAS DEPARTMENT OF CORRECTIONAL SERVICES

ITEM NO.	TITLE OF ITEM	APPROVED ESTIMATES	SUPPLEMENTAL ESTIMATES & VIREMENTS	REVISED APPROVED ESTIMATES	PROVISIONAL ACTUAL EXPENDITURE	PROVISIONAL ACTUAL EXPENDITURE	VARIANCE PROVISIONAL
		2021/2022	2021/2022	2021/2022	2020/2021 (JUL TO DEC)	2021/2022 (JUL TO DEC)	2020/2021 VS PROVISIONAL 2021/2022
		\$	\$	\$	\$	\$	\$
21110EE	Wages & Salaries (In Cash)	24,982,351	-20,550	24,961,801	9,817,898	11,102,609	1,284,711
21120EE	Allowances	2,236,400	-69,500	2,166,900	857,132	879,672	22,540
22110EE	Travel & Subsistence	127,720	-3,920	123,800	2,180	24,077	21,897
22310EE	Utilities & Communication	1,000	0	1,000	0	251	251
22410EE	Supplies & Materials	3,001,233	-41,567	2,959,666	1,160,480	1,282,750	122,270
22510EE	Services	632,645	-50,868	581,777	195,092	155,844	-39,248
22610EE	Minor Capital Repairs	36,000	0	36,000	16,297	10,043	-6,254
22810EE	Special Financial Transactions	53,650	0	53,650	22,415	21,601	-814
27210EE	Social Assistance Benefits In Cash	7,000	-4,000	3,000	1,750	0	-1,750
<b>BAHAMAS DEPARTMENT OF CORRECTIONAL SERVICES TOTAL EXPENSES</b>		<b>31,077,999</b>	<b>-190,405</b>	<b>30,887,594</b>	<b>12,073,244</b>	<b>13,476,847</b>	<b>1,403,603</b>

The Accounting Officer for this Head is the COMMISSIONER

# [Head 012] PARLIAMENTARY REGISTRATION DEPARTMENT

ITEM NO.	TITLE OF ITEM	APPROVED ESTIMATES 2021/2022 \$	SUPPLEMENTAL ESTIMATES & VIREMENTS 2021/2022 \$	REVISED APPROVED ESTIMATES 2021/2022 \$	PROVISIONAL ACTUAL EXPENDITURE 2020/2021 (JUL TO DEC) \$	PROVISIONAL ACTUAL EXPENDITURE 2021/2022 (JUL TO DEC) \$	VARIANCE PROVISIONAL 2020/2021 VS PROVISIONAL 2021/2022 \$
21110EE	Wages & Salaries (In Cash)	552,500	0	552,500	235,296	331,004	95,708
21120EE	Allowances	13,500	0	13,500	3,000	3,000	0
22110EE	Travel & Subsistence	5,900	0	5,900	0	0	0
22410EE	Supplies & Materials	15,900	0	15,900	1,875	1,514	-361
22510EE	Services	4,109,820	-470,002	3,639,818	139,866	1,935,504	1,795,638
22610EE	Minor Capital Repairs	2,400	0	2,400	1,501	187	-1,314
<b>PARLIAMENTARY REGISTRATION DEPARTMENT TOTAL EXPENSES</b>		<b>4,700,020</b>	<b>-470,002</b>	<b>4,230,018</b>	<b>381,538</b>	<b>2,271,209</b>	<b>1,889,671</b>

The Accounting Officer for this Head is the PARLIAMENTARY COMMISSIONER

# [Head 013] MINISTRY OF FOREIGN AFFAIRS AND THE PUBLIC SERVICE

ITEM NO.	TITLE OF ITEM	APPROVED ESTIMATES	SUPPLEMENTAL ESTIMATES & VIREMENTS	REVISED APPROVED ESTIMATES	PROVISIONAL ACTUAL EXPENDITURE	PROVISIONAL ACTUAL EXPENDITURE	VARIANCE PROVISIONAL
		2021/2022	2021/2022	2021/2022	2020/2021	2021/2022	2020/2021 VS PROVISIONAL
		\$	\$	\$	(JUL TO DEC)	(JUL TO DEC)	2021/2022
					\$	\$	\$
21110EE	Wages & Salaries (In Cash)	10,055,363	0	10,055,363	5,712,827	5,215,796	-497,031
21120EE	Allowances	2,110,844	0	2,110,844	1,157,606	1,327,910	170,304
22110EE	Travel & Subsistence	41,900	5,617	47,517	13,216	16,993	3,777
22210EE	Rent	4,820,000	0	4,820,000	3,237,354	2,203,378	-1,033,976
22410EE	Supplies & Materials	72,528	0	72,528	22,222	19,281	-2,941
22510EE	Services	690,783	59,152	749,935	180,206	238,005	57,799
22610EE	Minor Capital Repairs	11,400	0	11,400	7,459	2,819	-4,640
22710EE	Operational Expenses	4,440,000	19,900	4,459,900	2,581,371	2,124,279	-457,092
22810EE	Special Financial Transactions	760	0	760	166	157	-9
26210EE	Current Grants to International Organizations	7,846,686	0	7,846,686	4,313,030	3,840,787	-472,243
27210EE	Social Assistance Benefits In Cash	4,500	0	4,500	0	0	0
28210EE	Current Transfers N.E.C.	26,256	0	26,256	4,207	0	-4,207
<b>MINISTRY OF FOREIGN AFFAIRS AND THE PUBLIC SERVICE TOTAL EXPENSES</b>		<b>30,121,020</b>	<b>84,669</b>	<b>30,205,689</b>	<b>17,229,664</b>	<b>14,989,405</b>	<b>-2,240,259</b>

The Accounting Officer for this Head is the PERMANENT SECRETARY

# [Head 014] OFFICE OF THE PRIME MINISTER

ITEM NO.	TITLE OF ITEM	APPROVED ESTIMATES 2021/2022 \$	SUPPLEMENTAL ESTIMATES & VIREMENTS 2021/2022 \$	REVISED APPROVED ESTIMATES 2021/2022 \$	PROVISIONAL ACTUAL EXPENDITURE 2020/2021 (JUL TO DEC) \$	PROVISIONAL ACTUAL EXPENDITURE 2021/2022 (JUL TO DEC) \$	VARIANCE PROVISIONAL 2020/2021 VS PROVISIONAL 2021/2022 \$
21110EE	Wages & Salaries (In Cash)	3,636,211	43,003	3,679,214	1,640,834	2,020,663	379,829
21120EE	Allowances	228,600	75,544	304,144	84,751	87,600	2,849
22110EE	Travel & Subsistence	368,746	23,165	391,911	63,304	95,728	32,424
22410EE	Supplies & Materials	364,133	12,831	376,964	17,487	28,821	11,334
22510EE	Services	5,896,021	5,036,275	10,932,296	1,598,993	2,309,328	710,335
22610EE	Minor Capital Repairs	39,154	7,092	46,246	9,837	26,835	16,998
22710EE	Operational Expenses	0	374,650	374,650	0	14,643	14,643
22810EE	Special Financial Transactions	950	-50	900	162,696	0	-162,696
28210EE	Current Transfers N.E.C.	10,671,560	1,360,621	12,032,181	6,727,624	6,352,452	-375,172
<b>OFFICE OF THE PRIME MINISTER TOTAL EXPENSES</b>		<b>21,205,375</b>	<b>6,933,131</b>	<b>28,138,506</b>	<b>10,305,526</b>	<b>10,936,070</b>	<b>630,544</b>

The Accounting Officer for this Head is the PERMANENT SECRETARY



# [Head 016] BAHAMAS INFORMATION SERVICES

ITEM NO.	TITLE OF ITEM	APPROVED ESTIMATES 2021/2022 \$	SUPPLEMENTAL ESTIMATES & VIREMENTS 2021/2022 \$	REVISED APPROVED ESTIMATES 2021/2022 \$	PROVISIONAL ACTUAL EXPENDITURE 2020/2021 (JUL TO DEC) \$	PROVISIONAL ACTUAL EXPENDITURE 2021/2022 (JUL TO DEC) \$	VARIANCE PROVISIONAL 2020/2021 VS PROVISIONAL 2021/2022 \$
21110EE	Wages & Salaries (In Cash)	1,906,472	0	1,906,472	920,999	919,539	-1,460
21120EE	Allowances	3,000	0	3,000	0	0	0
22110EE	Travel & Subsistence	51,666	0	51,666	15,007	15,946	939
22410EE	Supplies & Materials	50,040	0	50,040	15,022	12,773	-2,249
22510EE	Services	27,779	0	27,779	4,218	4,128	-90
22610EE	Minor Capital Repairs	4,560	0	4,560	2,000	428	-1,572
22810EE	Special Financial Transactions	950	0	950	345	268	-77
<b>BAHAMAS INFORMATION SERVICES TOTAL EXPENSES</b>		<b>2,044,467</b>	<b>0</b>	<b>2,044,467</b>	<b>957,591</b>	<b>953,082</b>	<b>-4,509</b>

The Accounting Officer for this Head is the EXECUTIVE DIRECTOR

# [Head 017] GOVERNMENT PRINTING DEPARTMENT

ITEM NO.	TITLE OF ITEM	APPROVED ESTIMATES 2021/2022 \$	SUPPLEMENTAL ESTIMATES & VIREMENTS 2021/2022 \$	REVISED APPROVED ESTIMATES 2021/2022 \$	PROVISIONAL ACTUAL EXPENDITURE 2020/2021 (JUL TO DEC) \$	PROVISIONAL ACTUAL EXPENDITURE 2021/2022 (JUL TO DEC) \$	VARIANCE PROVISIONAL 2020/2021 VS PROVISIONAL 2021/2022 \$
21110EE	Wages & Salaries (In Cash)	963,500	0	963,500	432,894	452,030	19,136
21120EE	Allowances	104,246	0	104,246	30,921	38,645	7,724
22110EE	Travel & Subsistence	12,478	0	12,478	0	1,900	1,900
22410EE	Supplies & Materials	29,522	0	29,522	4,979	6,381	1,402
22510EE	Services	300,740	0	300,740	24,296	87,587	63,291
22610EE	Minor Capital Repairs	3,116	0	3,116	581	304	-277
22810EE	Special Financial Transactions	950	0	950	0	0	0
<b>GOVERNMENT PRINTING DEPARTMENT TOTAL EXPENSES</b>		<b>1,414,552</b>	<b>0</b>	<b>1,414,552</b>	<b>493,671</b>	<b>586,847</b>	<b>93,176</b>

The Accounting Officer for this Head is the SECRETARY TO THE CABINET

# [Head 018] DEPARTMENT OF LOCAL GOVERNMENT

ITEM NO.	TITLE OF ITEM	APPROVED ESTIMATES 2021/2022 \$	SUPPLEMENTAL ESTIMATES & VIREMENTS 2021/2022 \$	REVISED APPROVED ESTIMATES 2021/2022 \$	PROVISIONAL ACTUAL EXPENDITURE 2020/2021 (JUL TO DEC) \$	PROVISIONAL ACTUAL EXPENDITURE 2021/2022 (JUL TO DEC) \$	VARIANCE PROVISIONAL 2020/2021 VS PROVISIONAL 2021/2022 \$
21110EE	Wages & Salaries (In Cash)	8,348,222	0	8,348,222	3,322,144	3,398,038	75,894
21120EE	Allowances	343,700	0	343,700	68,882	57,702	-11,180
22110EE	Travel & Subsistence	217,462	0	217,462	93,210	46,053	-47,157
22210EE	Rent	516,080	0	516,080	173,567	199,050	25,483
22310EE	Utilities & Communication	59,800	0	59,800	26,400	28,829	2,429
22410EE	Supplies & Materials	1,743,450	0	1,743,450	230,317	237,272	6,955
22510EE	Services	680,342	0	680,342	98,253	60,191	-38,062
22610EE	Minor Capital Repairs	3,038,000	-1,200,000	1,838,000	13,743	661,477	647,734
22810EE	Special Financial Transactions	60,950	0	60,950	10,000	0	-10,000
22940EE	Local Government Expenses	13,319,147	0	13,319,147	6,217,526	5,937,970	-279,556
<b>DEPARTMENT OF LOCAL GOVERNMENT TOTAL EXPENSES</b>		<b>28,327,153</b>	<b>-1,200,000</b>	<b>27,127,153</b>	<b>10,254,042</b>	<b>10,626,582</b>	<b>372,540</b>

The Accounting Officer for this Head is the PERMANENT SECRETARY

# [Head 019] DEPARTMENT OF PHYSICAL PLANNING

ITEM NO.	TITLE OF ITEM	APPROVED ESTIMATES 2021/2022 \$	SUPPLEMENTAL ESTIMATES & VIREMENTS 2021/2022 \$	REVISED APPROVED ESTIMATES 2021/2022 \$	PROVISIONAL ACTUAL EXPENDITURE 2020/2021 (JUL TO DEC) \$	PROVISIONAL ACTUAL EXPENDITURE 2021/2022 (JUL TO DEC) \$	VARIANCE PROVISIONAL 2020/2021 VS PROVISIONAL 2021/2022 \$
21110EE	Wages & Salaries (In Cash)	775,800	0	775,800	364,217	401,607	37,390
21120EE	Allowances	133,525	-5,000	128,525	33,992	8,292	-25,700
22110EE	Travel & Subsistence	7,850	0	7,850	909	1,309	400
22410EE	Supplies & Materials	11,181	0	11,181	2,150	2,966	816
22510EE	Services	27,136	0	27,136	7,119	3,225	-3,894
22610EE	Minor Capital Repairs	3,000	0	3,000	1,141	690	-451
22810EE	Special Financial Transactions	950	0	950	0	0	0
<b>DEPARTMENT OF PHYSICAL PLANNING TOTAL EXPENSES</b>		<b>959,442</b>	<b>-5,000</b>	<b>954,442</b>	<b>409,528</b>	<b>418,089</b>	<b>8,561</b>

The Accounting Officer for this Head is the DIRECTOR

# [Head 020] DEPARTMENT OF LANDS AND SURVEYS

ITEM NO.	TITLE OF ITEM	APPROVED ESTIMATES 2021/2022 \$	SUPPLEMENTAL ESTIMATES & VIREMENTS 2021/2022 \$	REVISED APPROVED ESTIMATES 2021/2022 \$	PROVISIONAL ACTUAL EXPENDITURE 2020/2021 (JUL TO DEC) \$	PROVISIONAL ACTUAL EXPENDITURE 2021/2022 (JUL TO DEC) \$	VARIANCE PROVISIONAL 2020/2021 VS PROVISIONAL 2021/2022 \$
21110EE	Wages & Salaries (In Cash)	1,215,775	0	1,215,775	512,627	483,949	-28,678
21120EE	Allowances	133,000	0	133,000	6,335	28,225	21,890
22110EE	Travel & Subsistence	18,373	0	18,373	0	0	0
22410EE	Supplies & Materials	30,192	0	30,192	6,679	10,163	3,484
22510EE	Services	2,200,311	0	2,200,311	256,729	1,414,816	1,158,087
22610EE	Minor Capital Repairs	3,800	0	3,800	913	1,386	473
22810EE	Special Financial Transactions	950	0	950	12	0	-12
28210EE	Current Transfers N.E.C.	1,000	0	1,000	0	0	0
<b>DEPARTMENT OF LANDS AND SURVEYS TOTAL EXPENSES</b>		<b>3,603,401</b>	<b>0</b>	<b>3,603,401</b>	<b>783,295</b>	<b>1,938,539</b>	<b>1,155,244</b>

The Accounting Officer for this Head is the DIRECTOR

# [Head 021] MINISTRY OF FINANCE

ITEM NO.	TITLE OF ITEM	APPROVED ESTIMATES 2021/2022 \$	SUPPLEMENTAL ESTIMATES & VIREMENTS 2021/2022 \$	REVISED APPROVED ESTIMATES 2021/2022 \$	PROVISIONAL ACTUAL EXPENDITURE 2020/2021 (JUL TO DEC) \$	PROVISIONAL ACTUAL EXPENDITURE 2021/2022 (JUL TO DEC) \$	VARIANCE PROVISIONAL 2020/2021 VS PROVISIONAL 2021/2022 \$
21110EE	Wages & Salaries (In Cash)	12,371,160	7,089,700	19,460,860	2,681,920	4,457,709	1,775,789
21120EE	Allowances	661,000	0	661,000	216,436	180,622	-35,814
22110EE	Travel & Subsistence	150,122	-10,232	139,890	8,360	14,454	6,094
22210EE	Rent	5,220,000	0	5,220,000	1,482,733	1,171,917	-310,816
22310EE	Utilities & Communication	38,508,929	0	38,508,929	14,320,091	11,138,568	-3,181,523
22410EE	Supplies & Materials	104,050	-10,300	93,750	4,458,616	22,607	-4,436,009
22510EE	Services	12,732,503	-537,775	12,194,728	2,699,098	4,085,498	1,386,400
22610EE	Minor Capital Repairs	26,780	-2,280	24,500	13,309	14,369	1,060
22710EE	Operational Expenses	500,000	0	500,000	87,265	94,290	7,025
22810EE	Special Financial Transactions	65,173,597	0	65,173,597	17,367,408	28,614,859	11,247,451
22930EE	Tourism Related	4,800,000	0	4,800,000	0	0	0
25210EE	Subsidies to Private Non-Financial Enterprises	8,500,000	-4,500,000	4,000,000	1,099,148	0	-1,099,148
26210EE	Current Grants to International Organizations	75,500	0	75,500	3,947	0	-3,947
27210EE	Social Assistance Benefits In Cash	46,410,625	36,861,600	83,272,225	69,296,145	34,090,226	-35,205,919
28210EE	Current Transfers N.E.C.	51,936,062	-10,209,631	41,726,431	11,105,819	8,526,751	-2,579,068
28310EE	Premiums, Fees & Current Claims	6,078,522	0	6,078,522	147,351	97,163	-50,188
<b>MINISTRY OF FINANCE TOTAL EXPENSES</b>		<b>253,248,850</b>	<b>28,681,082</b>	<b>281,929,932</b>	<b>124,987,646</b>	<b>92,509,033</b>	<b>-32,478,613</b>

The Accounting Officer for this Head is the FINANCIAL SECRETARY

# [Head 022] TREASURY DEPARTMENT

ITEM NO.	TITLE OF ITEM	APPROVED ESTIMATES 2021/2022 \$	SUPPLEMENTAL ESTIMATES & VIREMENTS 2021/2022 \$	REVISED APPROVED ESTIMATES 2021/2022 \$	PROVISIONAL ACTUAL EXPENDITURE 2020/2021 (JUL TO DEC) \$	PROVISIONAL ACTUAL EXPENDITURE 2021/2022 (JUL TO DEC) \$	VARIANCE PROVISIONAL 2020/2021 VS PROVISIONAL 2021/2022 \$
21110EE	Wages & Salaries (In Cash)	13,813,200	0	13,813,200	4,257,087	4,404,271	147,184
21120EE	Allowances	290,845	0	290,845	137,102	36,532	-100,570
21210EE	Actual Employer's Social Contributions	36,297,079	0	36,297,079	15,854,288	15,738,683	-115,605
22110EE	Travel & Subsistence	33,540	0	33,540	3,355	840	-2,515
22210EE	Rent	45,600	0	45,600	22,800	22,800	0
22310EE	Utilities & Communication	4,275	0	4,275	0	0	0
22410EE	Supplies & Materials	74,920	0	74,920	18,629	18,192	-437
22510EE	Services	5,257,688	0	5,257,688	2,386,942	3,711,127	1,324,185
22610EE	Minor Capital Repairs	11,571	0	11,571	2,857	1,953	-904
22810EE	Special Financial Transactions	20,000,475	0	20,000,475	15,540,598	14,347,392	-1,193,206
22920EE	Finance Charges (Hedging/Charges)	0	0	0	49,956,816	0	-49,956,816
27310EE	Pensions & Gratuities In Cash	2,392,498	0	2,392,498	978,383	685,938	-292,445
<b>TREASURY DEPARTMENT TOTAL EXPENSES</b>		<b>78,221,691</b>	<b>0</b>	<b>78,221,691</b>	<b>89,158,857</b>	<b>38,967,728</b>	<b>-50,191,129</b>

The Accounting Officer for this Head is the ACCOUNTANT GENERAL

# [Head 023] CUSTOMS DEPARTMENT

ITEM NO.	TITLE OF ITEM	APPROVED ESTIMATES 2021/2022 \$	SUPPLEMENTAL ESTIMATES & VIREMENTS 2021/2022 \$	REVISED APPROVED ESTIMATES 2021/2022 \$	PROVISIONAL ACTUAL EXPENDITURE 2020/2021 (JUL TO DEC) \$	PROVISIONAL ACTUAL EXPENDITURE 2021/2022 (JUL TO DEC) \$	VARIANCE PROVISIONAL 2020/2021 VS PROVISIONAL 2021/2022 \$
21110EE	Wages & Salaries (In Cash)	23,875,427	0	23,875,427	11,332,278	11,026,678	-305,600
21120EE	Allowances	7,431,150	0	7,431,150	3,085,690	3,456,640	370,950
22110EE	Travel & Subsistence	157,640	0	157,640	36,154	44,609	8,455
22210EE	Rent	1,880,000	0	1,880,000	960,395	836,613	-123,782
22410EE	Supplies & Materials	400,599	0	400,599	96,003	115,109	19,106
22510EE	Services	1,854,624	0	1,854,624	518,610	501,517	-17,093
22610EE	Minor Capital Repairs	100,000	0	100,000	39,947	25,197	-14,750
22810EE	Special Financial Transactions	950	0	950	0	0	0
26210EE	Current Grants to International Organizations	10,450	0	10,450	0	0	0
<b>CUSTOMS DEPARTMENT TOTAL EXPENSES</b>		<b>35,710,840</b>	<b>0</b>	<b>35,710,840</b>	<b>16,069,077</b>	<b>16,006,363</b>	<b>-62,714</b>

The Accounting Officer for this Head is the COMPTROLLER



# [Head 024] DEPARTMENT OF STATISTICS

ITEM NO.	TITLE OF ITEM	APPROVED ESTIMATES 2021/2022 \$	SUPPLEMENTAL ESTIMATES & VIREMENTS 2021/2022 \$	REVISED APPROVED ESTIMATES 2021/2022 \$	PROVISIONAL ACTUAL EXPENDITURE 2020/2021 (JUL TO DEC) \$	PROVISIONAL ACTUAL EXPENDITURE 2021/2022 (JUL TO DEC) \$	VARIANCE PROVISIONAL 2020/2021 VS PROVISIONAL 2021/2022 \$
21110EE	Wages & Salaries (In Cash)	0	0	0	1,176,309	0	-1,176,309
21120EE	Allowances	0	0	0	7,088	0	-7,088
22110EE	Travel & Subsistence	0	0	0	243	0	-243
22410EE	Supplies & Materials	0	0	0	23,626	0	-23,626
22510EE	Services	0	0	0	111,694	0	-111,694
22610EE	Minor Capital Repairs	0	0	0	2,220	0	-2,220
<b>DEPARTMENT OF STATISTICS TOTAL EXPENSES</b>		<b>0</b>	<b>0</b>	<b>0</b>	<b>1,321,180</b>	<b>0</b>	<b>-1,321,180</b>

The Accounting Officer for this Head is the DIRECTOR

## [Head 026] PUBLIC DEBT SERVICING - INTEREST AND OTHER CHARGES

ITEM NO.	TITLE OF ITEM	APPROVED ESTIMATES	SUPPLEMENTAL ESTIMATES & VIREMENTS	REVISED APPROVED ESTIMATES	PROVISIONAL ACTUAL EXPENDITURE	PROVISIONAL ACTUAL EXPENDITURE	VARIANCE PROVISIONAL
		2021/2022	2021/2022	2021/2022	2020/2021	2021/2022	2020/2021 VS PROVISIONAL
		\$	\$	\$	(JUL TO DEC)	(JUL TO DEC)	2021/2022
					\$	\$	\$
22920EE	Finance Charges (Hedging/Charges)	30,000,000	0	30,000,000	0	8,159,997	8,159,997
24100EE	Interest to Non Residents	225,091,475	9,700,000	234,791,475	72,773,875	118,486,017	45,712,142
24200EE	Interest to Residents Other Than General Government	257,377,065	-9,700,000	247,677,065	110,382,440	121,282,558	10,900,118
	<b>PUBLIC DEBT SERVICING - INTEREST AND OTHER CHARGES TOTAL EXPENSES</b>	<b>512,468,540</b>	<b>0</b>	<b>512,468,540</b>	<b>183,156,315</b>	<b>247,928,572</b>	<b>64,772,257</b>

The Accounting Officer for this Head is the ACCOUNTANT GENERAL

# [Head 028] DEPARTMENT OF INLAND REVENUE

ITEM NO.	TITLE OF ITEM	APPROVED ESTIMATES 2021/2022 \$	SUPPLEMENTAL ESTIMATES & VIREMENTS 2021/2022 \$	REVISED APPROVED ESTIMATES 2021/2022 \$	PROVISIONAL ACTUAL EXPENDITURE 2020/2021 (JUL TO DEC) \$	PROVISIONAL ACTUAL EXPENDITURE 2021/2022 (JUL TO DEC) \$	VARIANCE PROVISIONAL 2020/2021 VS PROVISIONAL 2021/2022 \$
21110EE	Wages & Salaries (In Cash)	5,720,516	0	5,720,516	2,354,252	2,485,758	131,506
21120EE	Allowances	175,100	-20,000	155,100	48,580	59,027	10,447
22110EE	Travel & Subsistence	57,800	0	57,800	6,000	4,055	-1,945
22410EE	Supplies & Materials	67,459	0	67,459	8,962	19,583	10,621
22510EE	Services	532,116	0	532,116	180,795	189,299	8,504
22610EE	Minor Capital Repairs	7,000	20,000	27,000	2,558	4,336	1,778
22810EE	Special Financial Transactions	950	0	950	0	0	0
28210EE	Current Transfers N.E.C.	100,000	0	100,000	34,721	41,862	7,141
<b>DEPARTMENT OF INLAND REVENUE TOTAL EXPENSES</b>		<b>6,660,941</b>	<b>0</b>	<b>6,660,941</b>	<b>2,635,868</b>	<b>2,803,920</b>	<b>168,052</b>

The Accounting Officer for this Head is the CHIEF VALUATION OFFICER/CONTROLLER

# [Head 029] MINISTRY OF NATIONAL SECURITY

ITEM NO.	TITLE OF ITEM	APPROVED ESTIMATES 2021/2022 \$	SUPPLEMENTAL ESTIMATES & VIREMENTS 2021/2022 \$	REVISED APPROVED ESTIMATES 2021/2022 \$	PROVISIONAL ACTUAL EXPENDITURE 2020/2021 (JUL TO DEC) \$	PROVISIONAL ACTUAL EXPENDITURE 2021/2022 (JUL TO DEC) \$	VARIANCE PROVISIONAL 2020/2021 VS PROVISIONAL 2021/2022 \$
21110EE	Wages & Salaries (In Cash)	1,388,600	0	1,388,600	818,891	505,773	-313,118
21120EE	Allowances	73,400	0	73,400	33,063	26,500	-6,563
22110EE	Travel & Subsistence	17,755	0	17,755	4,502	6,740	2,238
22410EE	Supplies & Materials	33,696	0	33,696	13,586	15,418	1,832
22510EE	Services	5,108,747	1,727,280	6,836,027	1,738,919	3,232,286	1,493,367
22610EE	Minor Capital Repairs	4,900	0	4,900	3,926	2,716	-1,210
22710EE	Operational Expenses	4,425,000	400,000	4,825,000	784,201	2,225,151	1,440,950
22810EE	Special Financial Transactions	1,000,950	0	1,000,950	33,912	157,327	123,415
27210EE	Social Assistance Benefits In Cash	130,221	0	130,221	13,366	20,365	6,999
28210EE	Current Transfers N.E.C.	12,300	0	12,300	0	0	0
<b>MINISTRY OF NATIONAL SECURITY TOTAL EXPENSES</b>		<b>12,195,569</b>	<b>2,127,280</b>	<b>14,322,849</b>	<b>3,444,366</b>	<b>6,192,276</b>	<b>2,747,910</b>

The Accounting Officer for this Head is the PERMANENT SECRETARY

# [Head 030] DEPARTMENT OF IMMIGRATION

ITEM NO.	TITLE OF ITEM	APPROVED ESTIMATES 2021/2022 \$	SUPPLEMENTAL ESTIMATES & VIREMENTS 2021/2022 \$	REVISED APPROVED ESTIMATES 2021/2022 \$	PROVISIONAL ACTUAL EXPENDITURE 2020/2021 (JUL TO DEC) \$	PROVISIONAL ACTUAL EXPENDITURE 2021/2022 (JUL TO DEC) \$	VARIANCE PROVISIONAL 2020/2021 VS PROVISIONAL 2021/2022 \$
21110EE	Wages & Salaries (In Cash)	18,942,215	0	18,942,215	7,735,791	8,278,806	543,015
21120EE	Allowances	5,115,860	0	5,115,860	1,699,325	2,020,553	321,228
22110EE	Travel & Subsistence	1,285,080	0	1,285,080	463,558	1,098,392	634,834
22210EE	Rent	900,000	0	900,000	417,075	225,233	-191,842
22410EE	Supplies & Materials	1,656,794	0	1,656,794	609,384	855,065	245,681
22510EE	Services	3,757,086	0	3,757,086	224,174	3,589,244	3,365,070
22610EE	Minor Capital Repairs	55,000	0	55,000	26,213	27,371	1,158
22810EE	Special Financial Transactions	950	0	950	0	0	0
<b>DEPARTMENT OF IMMIGRATION TOTAL EXPENSES</b>		<b>31,712,985</b>	<b>0</b>	<b>31,712,985</b>	<b>11,175,520</b>	<b>16,094,664</b>	<b>4,919,144</b>

The Accounting Officer for this Head is the DIRECTOR

# [Head 031] THE ROYAL BAHAMAS POLICE FORCE

ITEM NO.	TITLE OF ITEM	APPROVED ESTIMATES 2021/2022 \$	SUPPLEMENTAL ESTIMATES & VIREMENTS 2021/2022 \$	REVISED APPROVED ESTIMATES 2021/2022 \$	PROVISIONAL ACTUAL EXPENDITURE 2020/2021 (JUL TO DEC) \$	PROVISIONAL ACTUAL EXPENDITURE 2021/2022 (JUL TO DEC) \$	VARIANCE PROVISIONAL 2020/2021 VS PROVISIONAL 2021/2022 \$
21110EE	Wages & Salaries (In Cash)	96,124,193	0	96,124,193	46,881,903	47,783,127	901,224
21120EE	Allowances	14,294,958	0	14,294,958	7,238,280	7,641,975	403,695
22110EE	Travel & Subsistence	853,359	0	853,359	403,096	630,327	227,231
22210EE	Rent	3,389,105	0	3,389,105	1,583,595	2,364,305	780,710
22410EE	Supplies & Materials	4,649,553	0	4,649,553	1,509,408	1,740,513	231,105
22510EE	Services	4,218,456	0	4,218,456	1,975,051	1,981,649	6,598
22610EE	Minor Capital Repairs	1,108,700	0	1,108,700	581,827	525,136	-56,691
22810EE	Special Financial Transactions	950	0	950	0	0	0
27310EE	Pensions & Gratuities In Cash	10,000	0	10,000	0	0	0
28210EE	Current Transfers N.E.C.	220,000	0	220,000	86,796	96,800	10,004
<b>THE ROYAL BAHAMAS POLICE FORCE TOTAL EXPENSES</b>		<b>124,869,274</b>	<b>0</b>	<b>124,869,274</b>	<b>60,259,956</b>	<b>62,763,832</b>	<b>2,503,876</b>

The Accounting Officer for this Head is the COMMISSIONER

# [Head 032] THE ROYAL BAHAMAS DEFENCE FORCE

ITEM NO.	TITLE OF ITEM	APPROVED ESTIMATES 2021/2022 \$	SUPPLEMENTAL ESTIMATES & VIREMENTS 2021/2022 \$	REVISED APPROVED ESTIMATES 2021/2022 \$	PROVISIONAL ACTUAL EXPENDITURE 2020/2021 (JUL TO DEC) \$	PROVISIONAL ACTUAL EXPENDITURE 2021/2022 (JUL TO DEC) \$	VARIANCE PROVISIONAL 2020/2021 VS PROVISIONAL 2021/2022 \$
21110EE	Wages & Salaries (In Cash)	49,763,442	0	49,763,442	23,688,072	25,467,520	1,779,448
21120EE	Allowances	3,983,835	-80,000	3,903,835	1,922,204	1,668,282	-253,922
22110EE	Travel & Subsistence	168,036	0	168,036	36,007	150,186	114,179
22210EE	Rent	400,800	0	400,800	150,500	229,800	79,300
22310EE	Utilities & Communication	80,000	0	80,000	26,775	960	-25,815
22410EE	Supplies & Materials	5,708,216	0	5,708,216	1,926,557	3,265,864	1,339,307
22510EE	Services	969,183	80,000	1,049,183	220,628	444,141	223,513
22610EE	Minor Capital Repairs	1,160,000	0	1,160,000	489,446	536,222	46,776
<b>THE ROYAL BAHAMAS DEFENCE FORCE TOTAL EXPENSES</b>		<b>62,233,512</b>	<b>0</b>	<b>62,233,512</b>	<b>28,460,189</b>	<b>31,762,975</b>	<b>3,302,786</b>

The Accounting Officer for this Head is the COMMODORE

# [Head 033] MINISTRY OF WORKS AND UTILITIES

ITEM NO.	TITLE OF ITEM	APPROVED ESTIMATES 2021/2022 \$	SUPPLEMENTAL ESTIMATES & VIREMENTS 2021/2022 \$	REVISED APPROVED ESTIMATES 2021/2022 \$	PROVISIONAL ACTUAL EXPENDITURE 2020/2021 (JUL TO DEC) \$	PROVISIONAL ACTUAL EXPENDITURE 2021/2022 (JUL TO DEC) \$	VARIANCE PROVISIONAL 2020/2021 VS PROVISIONAL 2021/2022 \$
21110EE	Wages & Salaries (In Cash)	6,162,787	-20,566	6,142,221	2,765,407	3,444,181	678,774
21120EE	Allowances	505,440	-12,200	493,240	171,038	157,858	-13,180
22110EE	Travel & Subsistence	170,000	-20,000	150,000	53,882	55,695	1,813
22210EE	Rent	62,448	0	62,448	33,900	14,462	-19,438
22310EE	Utilities & Communication	10,104,899	0	10,104,899	0	0	0
22410EE	Supplies & Materials	3,498,813	-569,000	2,929,813	388,550	631,416	242,866
22510EE	Services	554,422	-52,600	501,822	151,502	71,720	-79,782
22610EE	Minor Capital Repairs	208,680	-30,000	178,680	42,920	37,436	-5,484
22810EE	Special Financial Transactions	950	0	950	0	0	0
25110EE	Subsidies-Public Non-Financial Corporations	26,000,000	0	26,000,000	15,150,000	20,264,214	5,114,214
28210EE	Current Transfers N.E.C.	446,400	8,424,790	8,871,190	218,000	3,581,963	3,363,963
	<b>MINISTRY OF WORKS AND UTILITIES TOTAL EXPENSES</b>	<b>47,714,839</b>	<b>7,720,424</b>	<b>55,435,263</b>	<b>18,975,199</b>	<b>28,258,945</b>	<b>9,283,746</b>

The Accounting Officer for this Head is the PERMANENT SECRETARY



# [Head 034] DEPARTMENT OF PUBLIC WORKS

ITEM NO.	TITLE OF ITEM	APPROVED ESTIMATES 2021/2022 \$	SUPPLEMENTAL ESTIMATES & VIREMENTS 2021/2022 \$	REVISED APPROVED ESTIMATES 2021/2022 \$	PROVISIONAL ACTUAL EXPENDITURE 2020/2021 (JUL TO DEC) \$	PROVISIONAL ACTUAL EXPENDITURE 2021/2022 (JUL TO DEC) \$	VARIANCE PROVISIONAL 2020/2021 VS PROVISIONAL 2021/2022 \$
21110EE	Wages & Salaries (In Cash)	16,225,067	-425,318	15,799,749	7,424,859	8,516,968	1,092,109
21120EE	Allowances	1,964,505	0	1,964,505	931,346	780,732	-150,614
22110EE	Travel & Subsistence	30,600	0	30,600	-85	5,705	5,790
22410EE	Supplies & Materials	20,094	0	20,094	0	0	0
22510EE	Services	28,280	0	28,280	0	1,740	1,740
22810EE	Special Financial Transactions	950	0	950	0	0	0
<b>DEPARTMENT OF PUBLIC WORKS TOTAL EXPENSES</b>		<b>18,269,496</b>	<b>-425,318</b>	<b>17,844,178</b>	<b>8,356,120</b>	<b>9,305,145</b>	<b>949,025</b>

The Accounting Officer for this Head is the DIRECTOR

# [Head 035] DEPARTMENT OF EDUCATION

ITEM NO.	TITLE OF ITEM	APPROVED ESTIMATES 2021/2022 \$	SUPPLEMENTAL ESTIMATES & VIREMENTS 2021/2022 \$	REVISED APPROVED ESTIMATES 2021/2022 \$	PROVISIONAL ACTUAL EXPENDITURE 2020/2021 (JUL TO DEC) \$	PROVISIONAL ACTUAL EXPENDITURE 2021/2022 (JUL TO DEC) \$	VARIANCE PROVISIONAL 2020/2021 VS PROVISIONAL 2021/2022 \$
21110EE	Wages & Salaries (In Cash)	168,667,064	-2,000,000	166,667,064	77,068,251	77,596,152	527,901
21120EE	Allowances	9,158,590	-100,000	9,058,590	2,241,345	2,711,203	469,858
22110EE	Travel & Subsistence	477,526	0	477,526	183,447	103,220	-80,227
22310EE	Utilities & Communication	242,845	0	242,845	120,395	118,800	-1,595
22410EE	Supplies & Materials	4,755,194	0	4,755,194	1,196,302	1,244,076	47,774
22510EE	Services	13,837,051	0	13,837,051	4,408,405	2,960,195	-1,448,210
22610EE	Minor Capital Repairs	52,100	4,000	56,100	17,911	15,137	-2,774
22810EE	Special Financial Transactions	950	0	950	0	0	0
22950EE	School Board Expenses	34,000	0	34,000	0	0	0
27210EE	Social Assistance Benefits In Cash	5,256,619	-4,000	5,252,619	565,230	680,668	115,438
28210EE	Current Transfers N.E.C.	72,000	0	72,000	0	30,600	30,600
<b>DEPARTMENT OF EDUCATION TOTAL EXPENSES</b>		<b>202,553,939</b>	<b>-2,100,000</b>	<b>200,453,939</b>	<b>85,801,286</b>	<b>85,460,051</b>	<b>-341,235</b>

The Accounting Officer for this Head is the DIRECTOR

# [Head 037] DEPARTMENT OF ARCHIVES

ITEM NO.	TITLE OF ITEM	APPROVED ESTIMATES 2021/2022 \$	SUPPLEMENTAL ESTIMATES & VIREMENTS 2021/2022 \$	REVISED APPROVED ESTIMATES 2021/2022 \$	PROVISIONAL ACTUAL EXPENDITURE 2020/2021 (JUL TO DEC) \$	PROVISIONAL ACTUAL EXPENDITURE 2021/2022 (JUL TO DEC) \$	VARIANCE PROVISIONAL 2020/2021 VS PROVISIONAL 2021/2022 \$
21110EE	Wages & Salaries (In Cash)	465,648	0	465,648	229,574	239,369	9,795
21120EE	Allowances	55,000	2,400	57,400	5,950	3,858	-2,092
22110EE	Travel & Subsistence	7,000	-2,400	4,600	0	0	0
22210EE	Rent	36,600	0	36,600	36,000	0	-36,000
22410EE	Supplies & Materials	21,960	0	21,960	1,463	3,025	1,562
22510EE	Services	65,186	200	65,386	10,030	18,017	7,987
22610EE	Minor Capital Repairs	1,850	0	1,850	128	514	386
22810EE	Special Financial Transactions	28,965	0	28,965	4,465	7,177	2,712
28210EE	Current Transfers N.E.C.	1,000	-200	800	0	0	0
<b>DEPARTMENT OF ARCHIVES TOTAL EXPENSES</b>		<b>683,209</b>	<b>0</b>	<b>683,209</b>	<b>287,610</b>	<b>271,960</b>	<b>-15,650</b>

The Accounting Officer for this Head is the DIRECTOR

# [Head 038] MINISTRY OF EDUCATION AND TECHNICAL AND VOCATIONAL TRAINING

ITEM NO.	TITLE OF ITEM	APPROVED ESTIMATES	SUPPLEMENTAL ESTIMATES & VIREMENTS	REVISED APPROVED ESTIMATES	PROVISIONAL ACTUAL EXPENDITURE	PROVISIONAL ACTUAL EXPENDITURE	VARIANCE PROVISIONAL
		2021/2022	2021/2022	2021/2022	2020/2021	2021/2022	2020/2021 VS PROVISIONAL
		\$	\$	\$	(JUL TO DEC)	(JUL TO DEC)	2021/2022
					\$	\$	\$
21110EE	Wages & Salaries (In Cash)	7,282,413	0	7,282,413	3,419,678	3,224,255	-195,423
21120EE	Allowances	119,000	0	119,000	31,931	25,983	-5,948
22110EE	Travel & Subsistence	70,000	0	70,000	6,532	7,569	1,037
22210EE	Rent	1,294,078	0	1,294,078	469,862	502,150	32,288
22310EE	Utilities & Communication	4,025,065	0	4,025,065	109,396	584,027	474,631
22410EE	Supplies & Materials	124,190	0	124,190	16,761	14,518	-2,243
22510EE	Services	1,405,758	0	1,405,758	336,731	588,470	251,739
22610EE	Minor Capital Repairs	19,760	0	19,760	4,309	5,966	1,657
22710EE	Operational Expenses	475,000	0	475,000	165,000	186,136	21,136
22810EE	Special Financial Transactions	143,900	0	143,900	10,000	51,260	41,260
22950EE	School Board Expenses	90,000	0	90,000	45,000	45,000	0
25110EE	Subsidies-Public Non-Financial Corporations	36,847,886	0	36,847,886	18,807,276	17,423,943	-1,383,333
25210EE	Subsidies to Private Non-Financial Enterprises	15,000,000	0	15,000,000	11,334,000	6,238,000	-5,096,000
26210EE	Current Grants to International Organizations	60,000	0	60,000	0	59,947	59,947
28210EE	Current Transfers N.E.C.	47,111,939	0	47,111,939	20,650,878	21,940,042	1,289,164
28310EE	Premiums, Fees & Current Claims	3,420	0	3,420	0	0	0
<b>MINISTRY OF EDUCATION AND TECHNICAL AND VOCATIONAL TRAINING TOTAL EXPENSES</b>		<b>114,072,409</b>	<b>0</b>	<b>114,072,409</b>	<b>55,407,354</b>	<b>50,897,266</b>	<b>-4,510,088</b>

The Accounting Officer for this Head is the PERMANENT SECRETARY

# [Head 040] MINISTRY OF TRANSPORT AND HOUSING

ITEM NO.	TITLE OF ITEM	APPROVED ESTIMATES 2021/2022 \$	SUPPLEMENTAL ESTIMATES & VIREMENTS 2021/2022 \$	REVISED APPROVED ESTIMATES 2021/2022 \$	PROVISIONAL ACTUAL EXPENDITURE 2020/2021 (JUL TO DEC) \$	PROVISIONAL ACTUAL EXPENDITURE 2021/2022 (JUL TO DEC) \$	VARIANCE PROVISIONAL 2020/2021 VS PROVISIONAL 2021/2022 \$
21110EE	Wages & Salaries (In Cash)	937,641	0	937,641	332,504	390,054	57,550
21120EE	Allowances	55,700	0	55,700	14,958	9,630	-5,328
22110EE	Travel & Subsistence	13,973	0	13,973	310	7,070	6,760
22410EE	Supplies & Materials	36,061	0	36,061	5,937	7,867	1,930
22510EE	Services	9,111,393	0	9,111,393	4,630,508	4,584,332	-46,176
22610EE	Minor Capital Repairs	7,278	0	7,278	432	775	343
22810EE	Special Financial Transactions	950	0	950	187	0	-187
25210EE	Subsidies to Private Non-Financial Enterprises	1,000	0	1,000	0	0	0
<b>MINISTRY OF TRANSPORT AND HOUSING TOTAL EXPENSES</b>		<b>10,163,996</b>	<b>0</b>	<b>10,163,996</b>	<b>4,984,836</b>	<b>4,999,728</b>	<b>14,892</b>

The Accounting Officer for this Head is the PERMANENT SECRETARY

# [Head 043] MINISTRY OF SOCIAL SERVICES AND URBAN DEVELOPMENT

ITEM NO.	TITLE OF ITEM	APPROVED ESTIMATES	SUPPLEMENTAL ESTIMATES & VIREMENTS	REVISED APPROVED ESTIMATES	PROVISIONAL ACTUAL EXPENDITURE	PROVISIONAL ACTUAL EXPENDITURE	VARIANCE PROVISIONAL
		2021/2022	2021/2022	2021/2022	2020/2021 (JUL TO DEC)	2021/2022 (JUL TO DEC)	2020/2021 VS PROVISIONAL 2021/2022
		\$	\$	\$	\$	\$	\$
21110EE	Wages & Salaries (In Cash)	4,258,207	0	4,258,207	3,471,782	1,914,164	-1,557,618
21120EE	Allowances	183,400	0	183,400	63,963	53,590	-10,373
22110EE	Travel & Subsistence	228,450	0	228,450	48,370	22,550	-25,820
22210EE	Rent	32,100	0	32,100	35,301	13,874	-21,427
22310EE	Utilities & Communication	0	0	0	62,744	0	-62,744
22410EE	Supplies & Materials	211,110	-18,500	192,610	53,749	27,410	-26,339
22510EE	Services	393,060	12,500	405,560	476,064	80,033	-396,031
22610EE	Minor Capital Repairs	6,730	6,000	12,730	21,690	8,414	-13,276
22710EE	Operational Expenses	528,000	0	528,000	95,333	208,973	113,640
22810EE	Special Financial Transactions	55,950	0	55,950	1,404	12,773	11,369
28210EE	Current Transfers N.E.C.	7,086,700	0	7,086,700	200,600	3,636,674	3,436,074
<b>MINISTRY OF SOCIAL SERVICES AND URBAN DEVELOPMENT TOTAL EXPENSES</b>		<b>12,983,707</b>	<b>0</b>	<b>12,983,707</b>	<b>4,531,000</b>	<b>5,978,455</b>	<b>1,447,455</b>

The Accounting Officer for this Head is the PERMANENT SECRETARY

# [Head 044] DEPARTMENT OF SOCIAL SERVICES

ITEM NO.	TITLE OF ITEM	APPROVED ESTIMATES 2021/2022 \$	SUPPLEMENTAL ESTIMATES & VIREMENTS 2021/2022 \$	REVISED APPROVED ESTIMATES 2021/2022 \$	PROVISIONAL ACTUAL EXPENDITURE 2020/2021 (JUL TO DEC) \$	PROVISIONAL ACTUAL EXPENDITURE 2021/2022 (JUL TO DEC) \$	VARIANCE PROVISIONAL 2020/2021 VS PROVISIONAL 2021/2022 \$
21110EE	Wages & Salaries (In Cash)	12,673,898	-12,600	12,661,298	5,755,094	5,470,428	-284,666
21120EE	Allowances	212,900	12,600	225,500	127,580	71,411	-56,169
22110EE	Travel & Subsistence	485,200	0	485,200	216,253	192,849	-23,404
22210EE	Rent	352,600	0	352,600	137,791	138,350	559
22410EE	Supplies & Materials	505,384	0	505,384	38,328	58,515	20,187
22510EE	Services	738,106	0	738,106	210,121	285,818	75,697
22610EE	Minor Capital Repairs	40,383	0	40,383	6,931	6,451	-480
22810EE	Special Financial Transactions	950	0	950	0	0	0
27210EE	Social Assistance Benefits In Cash	63,036,525	0	63,036,525	34,413,405	22,636,440	-11,776,965
28210EE	Current Transfers N.E.C.	3,442,800	0	3,442,800	1,531,650	1,615,650	84,000
<b>DEPARTMENT OF SOCIAL SERVICES TOTAL EXPENSES</b>		<b>81,488,746</b>	<b>0</b>	<b>81,488,746</b>	<b>42,437,153</b>	<b>30,475,912</b>	<b>-11,961,241</b>

The Accounting Officer for this Head is the DIRECTOR

# [Head 045] DEPARTMENT OF HOUSING

ITEM NO.	TITLE OF ITEM	APPROVED ESTIMATES 2021/2022 \$	SUPPLEMENTAL ESTIMATES & VIREMENTS 2021/2022 \$	REVISED APPROVED ESTIMATES 2021/2022 \$	PROVISIONAL ACTUAL EXPENDITURE 2020/2021 (JUL TO DEC) \$	PROVISIONAL ACTUAL EXPENDITURE 2021/2022 (JUL TO DEC) \$	VARIANCE PROVISIONAL 2020/2021 VS PROVISIONAL 2021/2022 \$
21110EE	Wages & Salaries (In Cash)	1,204,700	-120,470	1,084,230	504,764	523,335	18,571
21120EE	Allowances	26,500	45,050	71,550	6,400	5,550	-850
22110EE	Travel & Subsistence	63,460	-6,390	57,070	0	2,415	2,415
22410EE	Supplies & Materials	65,210	-6,521	58,689	13,399	15,406	2,007
22510EE	Services	811,303	-81,128	730,175	444,944	217,445	-227,499
22610EE	Minor Capital Repairs	7,600	-760	6,840	3,806	2,360	-1,446
22810EE	Special Financial Transactions	950	0	950	0	0	0
<b>DEPARTMENT OF HOUSING TOTAL EXPENSES</b>		<b>2,179,723</b>	<b>-170,219</b>	<b>2,009,504</b>	<b>973,313</b>	<b>766,511</b>	<b>-206,802</b>

The Accounting Officer for this Head is the PERMANENT SECRETARY



# [Head 047] MINISTRY OF YOUTH, SPORTS AND CULTURE

ITEM NO.	TITLE OF ITEM	APPROVED ESTIMATES 2021/2022 \$	SUPPLEMENTAL ESTIMATES & VIREMENTS 2021/2022 \$	REVISED APPROVED ESTIMATES 2021/2022 \$	PROVISIONAL ACTUAL EXPENDITURE 2020/2021 (JUL TO DEC) \$	PROVISIONAL ACTUAL EXPENDITURE 2021/2022 (JUL TO DEC) \$	VARIANCE PROVISIONAL 2020/2021 VS PROVISIONAL 2021/2022 \$
21110EE	Wages & Salaries (In Cash)	5,812,946	0	5,812,946	2,264,076	2,326,185	62,109
21120EE	Allowances	281,000	0	281,000	77,364	59,129	-18,235
22110EE	Travel & Subsistence	248,760	-140,000	108,760	358	1,518	1,160
22210EE	Rent	64,000	0	64,000	3,600	7,200	3,600
22410EE	Supplies & Materials	446,720	-217,000	229,720	103,899	99,099	-4,800
22510EE	Services	2,007,660	-671,058	1,336,602	320,851	349,975	29,124
22610EE	Minor Capital Repairs	17,000	5,000	22,000	6,843	6,952	109
22810EE	Special Financial Transactions	916,000	0	916,000	201,463	386,822	185,359
22910EE	Other	710,000	0	710,000	37,954	13,572	-24,382
25110EE	Subsidies-Public Non-Financial Corporations	1,240,000	0	1,240,000	619,998	620,000	2
26210EE	Current Grants to International Organizations	4,000	0	4,000	0	0	0
28210EE	Current Transfers N.E.C.	7,282,500	-880,000	6,402,500	2,128,866	2,933,384	804,518
	<b>MINISTRY OF YOUTH, SPORTS AND CULTURE TOTAL EXPENSES</b>	<b>19,030,586</b>	<b>-1,903,058</b>	<b>17,127,528</b>	<b>5,765,272</b>	<b>6,803,836</b>	<b>1,038,564</b>

The Accounting Officer for this Head is the PERMANENT SECRETARY

# [Head 048] DEPARTMENT OF LABOUR

ITEM NO.	TITLE OF ITEM	APPROVED ESTIMATES 2021/2022 \$	SUPPLEMENTAL ESTIMATES & VIREMENTS 2021/2022 \$	REVISED APPROVED ESTIMATES 2021/2022 \$	PROVISIONAL ACTUAL EXPENDITURE 2020/2021 (JUL TO DEC) \$	PROVISIONAL ACTUAL EXPENDITURE 2021/2022 (JUL TO DEC) \$	VARIANCE PROVISIONAL 2020/2021 VS PROVISIONAL 2021/2022 \$
21110EE	Wages & Salaries (In Cash)	1,567,700	0	1,567,700	783,555	784,767	1,212
21120EE	Allowances	133,700	0	133,700	63,261	48,708	-14,553
22110EE	Travel & Subsistence	43,000	-2,250	40,750	651	6,778	6,127
22210EE	Rent	87,000	0	87,000	28,290	30,190	1,900
22410EE	Supplies & Materials	43,204	-6,828	36,376	11,729	11,087	-642
22510EE	Services	191,728	-37,022	154,706	42,626	63,912	21,286
22610EE	Minor Capital Repairs	18,794	-1,710	17,084	3,306	4,780	1,474
22710EE	Operational Expenses	50,000	-15,000	35,000	19,337	7,407	-11,930
22810EE	Special Financial Transactions	6,950	-2,100	4,850	306	0	-306
28210EE	Current Transfers N.E.C.	5,000	-2,500	2,500	0	0	0
<b>DEPARTMENT OF LABOUR TOTAL EXPENSES</b>		<b>2,147,076</b>	<b>-67,410</b>	<b>2,079,666</b>	<b>953,061</b>	<b>957,629</b>	<b>4,568</b>

The Accounting Officer for this Head is the DIRECTOR

# [Head 049] MINISTRY OF ECONOMIC AFFAIRS

ITEM NO.	TITLE OF ITEM	APPROVED ESTIMATES 2021/2022 \$	SUPPLEMENTAL ESTIMATES & VIREMENTS 2021/2022 \$	REVISED APPROVED ESTIMATES 2021/2022 \$	PROVISIONAL ACTUAL EXPENDITURE 2020/2021 (JUL TO DEC) \$	PROVISIONAL ACTUAL EXPENDITURE 2021/2022 (JUL TO DEC) \$	VARIANCE PROVISIONAL 2020/2021 VS PROVISIONAL 2021/2022 \$
21110EE	Wages & Salaries (In Cash)	727,724	0	727,724	375,221	418,143	42,922
21120EE	Allowances	44,700	0	44,700	16,983	20,619	3,636
22110EE	Travel & Subsistence	17,023	9,232	26,255	3,709	0	-3,709
22410EE	Supplies & Materials	31,401	19,130	50,531	7,793	6,660	-1,133
22510EE	Services	283,211	187,851	471,062	34,084	132,511	98,427
22610EE	Minor Capital Repairs	6,000	2,280	8,280	2,266	924	-1,342
22810EE	Special Financial Transactions	21,406	33,095	54,501	0	4,885	4,885
25210EE	Subsidies to Private Non-Financial Enterprises	0	4,500,000	4,500,000	0	0	0
26210EE	Current Grants to International Organizations	141,627	0	141,627	3,845	119,505	115,660
28210EE	Current Transfers N.E.C.	390,000	7,747,721	8,137,721	180,000	1,400,966	1,220,966
<b>MINISTRY OF ECONOMIC AFFAIRS TOTAL EXPENSES</b>		<b>1,663,092</b>	<b>12,499,309</b>	<b>14,162,401</b>	<b>623,901</b>	<b>2,104,213</b>	<b>1,480,312</b>

The Accounting Officer for this Head is the PERMANENT SECRETARY

# [Head 051] POST OFFICE DEPARTMENT

ITEM NO.	TITLE OF ITEM	APPROVED ESTIMATES 2021/2022 \$	SUPPLEMENTAL ESTIMATES & VIREMENTS 2021/2022 \$	REVISED APPROVED ESTIMATES 2021/2022 \$	PROVISIONAL ACTUAL EXPENDITURE 2020/2021 (JUL TO DEC) \$	PROVISIONAL ACTUAL EXPENDITURE 2021/2022 (JUL TO DEC) \$	VARIANCE PROVISIONAL 2020/2021 VS PROVISIONAL 2021/2022 \$
21110EE	Wages & Salaries (In Cash)	5,445,699	-14,492	5,431,207	2,504,354	2,424,111	-80,243
21120EE	Allowances	85,400	14,491	99,891	3,355	36,301	32,946
22110EE	Travel & Subsistence	96,037	0	96,037	8,859	11,613	2,754
22210EE	Rent	65,300	0	65,300	24,446	10,983	-13,463
22310EE	Utilities & Communication	280,000	0	280,000	75,182	121,545	46,363
22410EE	Supplies & Materials	125,524	-800	124,724	34,994	23,304	-11,690
22510EE	Services	2,142,131	-427,004	1,715,127	188,600	343,819	155,219
22610EE	Minor Capital Repairs	66,000	-15,000	51,000	4,009	932	-3,077
22810EE	Special Financial Transactions	800	0	800	0	0	0
26210EE	Current Grants to International Organizations	65,000	103,956	168,956	14,259	163,875	149,616
28210EE	Current Transfers N.E.C.	4,000	0	4,000	0	0	0
<b>POST OFFICE DEPARTMENT TOTAL EXPENSES</b>		<b>8,375,891</b>	<b>-338,849</b>	<b>8,037,042</b>	<b>2,858,058</b>	<b>3,136,483</b>	<b>278,425</b>

The Accounting Officer for this Head is the POSTMASTER-GENERAL

# [Head 053] PORT DEPARTMENT

ITEM NO.	TITLE OF ITEM	APPROVED ESTIMATES 2021/2022 \$	SUPPLEMENTAL ESTIMATES & VIREMENTS 2021/2022 \$	REVISED APPROVED ESTIMATES 2021/2022 \$	PROVISIONAL ACTUAL EXPENDITURE 2020/2021 (JUL TO DEC) \$	PROVISIONAL ACTUAL EXPENDITURE 2021/2022 (JUL TO DEC) \$	VARIANCE PROVISIONAL 2020/2021 VS PROVISIONAL 2021/2022 \$
21110EE	Wages & Salaries (In Cash)	2,732,794	0	2,732,794	1,052,901	1,131,559	78,658
21120EE	Allowances	93,100	0	93,100	31,697	61,104	29,407
22110EE	Travel & Subsistence	28,751	0	28,751	3,069	5,193	2,124
22210EE	Rent	72,800	0	72,800	7,900	0	-7,900
22410EE	Supplies & Materials	44,256	0	44,256	10,341	16,447	6,106
22510EE	Services	5,799,524	0	5,799,524	2,204,076	2,325,385	121,309
22610EE	Minor Capital Repairs	30,000	0	30,000	6,899	7,123	224
22710EE	Operational Expenses	86,000	0	86,000	12,410	29,148	16,738
22810EE	Special Financial Transactions	950	0	950	0	0	0
26210EE	Current Grants to International Organizations	6,050	0	6,050	0	0	0
<b>PORT DEPARTMENT TOTAL EXPENSES</b>		<b>8,894,225</b>	<b>0</b>	<b>8,894,225</b>	<b>3,329,293</b>	<b>3,575,959</b>	<b>246,666</b>

The Accounting Officer for this Head is the PORT CONTROLLER

# [Head 054] DEPARTMENT OF ROAD TRAFFIC

ITEM NO.	TITLE OF ITEM	APPROVED ESTIMATES 2021/2022 \$	SUPPLEMENTAL ESTIMATES & VIREMENTS 2021/2022 \$	REVISED APPROVED ESTIMATES 2021/2022 \$	PROVISIONAL ACTUAL EXPENDITURE 2020/2021 (JUL TO DEC) \$	PROVISIONAL ACTUAL EXPENDITURE 2021/2022 (JUL TO DEC) \$	VARIANCE PROVISIONAL 2020/2021 VS PROVISIONAL 2021/2022 \$
21110EE	Wages & Salaries (In Cash)	3,569,806	0	3,569,806	1,615,505	1,827,047	211,542
21120EE	Allowances	115,800	0	115,800	31,081	12,788	-18,293
22110EE	Travel & Subsistence	22,024	0	22,024	2,480	2,998	518
22210EE	Rent	122,400	0	122,400	61,200	61,200	0
22410EE	Supplies & Materials	903,763	0	903,763	62,503	39,692	-22,811
22510EE	Services	739,301	451,988	1,191,289	531,141	752,059	220,918
22610EE	Minor Capital Repairs	20,000	0	20,000	7,623	5,527	-2,096
22810EE	Special Financial Transactions	950	0	950	0	0	0
28210EE	Current Transfers N.E.C.	1,000	0	1,000	393	0	-393
<b>DEPARTMENT OF ROAD TRAFFIC TOTAL EXPENSES</b>		<b>5,495,044</b>	<b>451,988</b>	<b>5,947,032</b>	<b>2,311,926</b>	<b>2,701,311</b>	<b>389,385</b>

The Accounting Officer for this Head is the CONTROLLER

# [Head 055] DEPARTMENT OF METEOROLOGY

ITEM NO.	TITLE OF ITEM	APPROVED ESTIMATES 2021/2022 \$	SUPPLEMENTAL ESTIMATES & VIREMENTS 2021/2022 \$	REVISED APPROVED ESTIMATES 2021/2022 \$	PROVISIONAL ACTUAL EXPENDITURE 2020/2021 (JUL TO DEC) \$	PROVISIONAL ACTUAL EXPENDITURE 2021/2022 (JUL TO DEC) \$	VARIANCE PROVISIONAL 2020/2021 VS PROVISIONAL 2021/2022 \$
21110EE	Wages & Salaries (In Cash)	2,175,671	0	2,175,671	930,227	905,282	-24,945
21120EE	Allowances	36,925	0	36,925	7,850	7,850	0
22110EE	Travel & Subsistence	34,580	0	34,580	9,268	624	-8,644
22210EE	Rent	20,400	0	20,400	8,500	9,350	850
22310EE	Utilities & Communication	6,840	0	6,840	0	0	0
22410EE	Supplies & Materials	63,448	0	63,448	9,572	5,921	-3,651
22510EE	Services	456,793	-134,811	321,982	12,743	66,733	53,990
22610EE	Minor Capital Repairs	11,400	0	11,400	4,283	5,858	1,575
22810EE	Special Financial Transactions	950	0	950	0	0	0
<b>DEPARTMENT OF METEOROLOGY TOTAL EXPENSES</b>		<b>2,807,007</b>	<b>-134,811</b>	<b>2,672,196</b>	<b>982,443</b>	<b>1,001,618</b>	<b>19,175</b>

The Accounting Officer for this Head is the DIRECTOR

# [Head 056] MINISTRY OF AGRICULTURE, MARINE RESOURCES AND FAMILY ISLAND AFFAIRS

ITEM NO.	TITLE OF ITEM	APPROVED ESTIMATES	SUPPLEMENTAL ESTIMATES & VIREMENTS	REVISED APPROVED ESTIMATES	PROVISIONAL ACTUAL EXPENDITURE	PROVISIONAL ACTUAL EXPENDITURE	VARIANCE PROVISIONAL
		2021/2022	2021/2022	2021/2022	2020/2021 (JUL TO DEC)	2021/2022 (JUL TO DEC)	2020/2021 VS PROVISIONAL 2021/2022
		\$	\$	\$	\$	\$	\$
21110EE	Wages & Salaries (In Cash)	3,400,533	1	3,400,534	1,545,308	1,808,575	263,267
21120EE	Allowances	267,310	43,543	310,853	80,926	70,847	-10,079
22110EE	Travel & Subsistence	167,800	-3,969	163,831	21,222	45,692	24,470
22410EE	Supplies & Materials	287,153	-14,555	272,598	74,027	24,364	-49,663
22510EE	Services	6,997,020	-254,984	6,742,036	492,930	577,416	84,486
22610EE	Minor Capital Repairs	27,900	-11,358	16,542	3,575	1,517	-2,058
22710EE	Operational Expenses	231,890	-22,401	209,489	35,067	32,672	-2,395
27210EE	Social Assistance Benefits In Cash	0	0	0	4,350	0	-4,350
28210EE	Current Transfers N.E.C.	16,305,088	-743,000	15,562,088	6,236,298	5,895,422	-340,876
<b>MINISTRY OF AGRICULTURE, MARINE RESOURCES AND FAMILY ISLAND AFFAIRS TOTAL EXPENSES</b>		<b>27,684,694</b>	<b>-1,006,723</b>	<b>26,677,971</b>	<b>8,493,703</b>	<b>8,456,505</b>	<b>-37,198</b>

The Accounting Officer for this Head is the PERMANENT SECRETARY



# [Head 057] DEPARTMENT OF AGRICULTURE

ITEM NO.	TITLE OF ITEM	APPROVED ESTIMATES 2021/2022 \$	SUPPLEMENTAL ESTIMATES & VIREMENTS 2021/2022 \$	REVISED APPROVED ESTIMATES 2021/2022 \$	PROVISIONAL ACTUAL EXPENDITURE 2020/2021 (JUL TO DEC) \$	PROVISIONAL ACTUAL EXPENDITURE 2021/2022 (JUL TO DEC) \$	VARIANCE PROVISIONAL 2020/2021 VS PROVISIONAL 2021/2022 \$
21110EE	Wages & Salaries (In Cash)	4,349,648	0	4,349,648	2,016,785	2,181,784	164,999
21120EE	Allowances	321,215	0	321,215	134,325	118,476	-15,849
22110EE	Travel & Subsistence	28,615	-2,577	26,038	1,134	2,871	1,737
22210EE	Rent	50,832	0	50,832	9,300	10,850	1,550
22310EE	Utilities & Communication	4,500	-450	4,050	0	0	0
22410EE	Supplies & Materials	379,776	-18,095	361,681	55,774	51,187	-4,587
22510EE	Services	420,628	-17,188	403,440	197,483	80,620	-116,863
22610EE	Minor Capital Repairs	35,760	-1,873	33,887	9,008	7,056	-1,952
22710EE	Operational Expenses	5,000	-500	4,500	0	0	0
<b>DEPARTMENT OF AGRICULTURE TOTAL EXPENSES</b>		<b>5,595,974</b>	<b>-40,683</b>	<b>5,555,291</b>	<b>2,423,809</b>	<b>2,452,844</b>	<b>29,035</b>

The Accounting Officer for this Head is the DIRECTOR

# [Head 058] DEPARTMENT OF MARINE RESOURCES

ITEM NO.	TITLE OF ITEM	APPROVED ESTIMATES 2021/2022 \$	SUPPLEMENTAL ESTIMATES & VIREMENTS 2021/2022 \$	REVISED APPROVED ESTIMATES 2021/2022 \$	PROVISIONAL ACTUAL EXPENDITURE 2020/2021 (JUL TO DEC) \$	PROVISIONAL ACTUAL EXPENDITURE 2021/2022 (JUL TO DEC) \$	VARIANCE PROVISIONAL 2020/2021 VS PROVISIONAL 2021/2022 \$
21110EE	Wages & Salaries (In Cash)	2,273,786	0	2,273,786	897,275	1,146,244	248,969
21120EE	Allowances	153,600	0	153,600	38,025	36,361	-1,664
22110EE	Travel & Subsistence	40,782	0	40,782	1,865	5,813	3,948
22210EE	Rent	52,250	-4,588	47,662	18,981	23,050	4,069
22410EE	Supplies & Materials	114,337	-1,445	112,892	2,803	11,901	9,098
22510EE	Services	162,097	6,033	168,130	15,579	4,489	-11,090
22610EE	Minor Capital Repairs	39,001	0	39,001	785	8,016	7,231
<b>DEPARTMENT OF MARINE RESOURCES TOTAL EXPENSES</b>		<b>2,835,853</b>	<b>0</b>	<b>2,835,853</b>	<b>975,313</b>	<b>1,235,874</b>	<b>260,561</b>

The Accounting Officer for this Head is the DIRECTOR

# [Head 060] MINISTRY OF HEALTH AND WELLNESS

ITEM NO.	TITLE OF ITEM	APPROVED ESTIMATES 2021/2022 \$	SUPPLEMENTAL ESTIMATES & VIREMENTS 2021/2022 \$	REVISED APPROVED ESTIMATES 2021/2022 \$	PROVISIONAL ACTUAL EXPENDITURE 2020/2021 (JUL TO DEC) \$	PROVISIONAL ACTUAL EXPENDITURE 2021/2022 (JUL TO DEC) \$	VARIANCE PROVISIONAL 2020/2021 VS PROVISIONAL 2021/2022 \$
21110EE	Wages & Salaries (In Cash)	7,756,598	0	7,756,598	4,803,248	2,906,796	-1,896,452
21120EE	Allowances	3,306,000	0	3,306,000	65,985	2,955,611	2,889,626
22110EE	Travel & Subsistence	165,000	0	165,000	7,617	50,014	42,397
22210EE	Rent	25,000	0	25,000	0	6,000	6,000
22410EE	Supplies & Materials	2,327,580	0	2,327,580	644,778	990,742	345,964
22510EE	Services	3,173,990	0	3,173,990	398,395	635,817	237,422
22610EE	Minor Capital Repairs	50,000	0	50,000	15,539	15,504	-35
22810EE	Special Financial Transactions	10,954,360	0	10,954,360	11,528,578	10,295,460	-1,233,118
25110EE	Subsidies-Public Non-Financial Corporations	268,455,825	0	268,455,825	136,131,674	165,401,244	29,269,570
26210EE	Current Grants to International Organizations	8,000	0	8,000	0	0	0
28210EE	Current Transfers N.E.C.	858,661	0	858,661	181,845	244,150	62,305
<b>MINISTRY OF HEALTH AND WELLNESS TOTAL EXPENSES</b>		<b>297,081,014</b>	<b>0</b>	<b>297,081,014</b>	<b>153,777,659</b>	<b>183,501,338</b>	<b>29,723,679</b>

The Accounting Officer for this Head is the PERMANENT SECRETARY

# [Head 065] DEPARTMENT OF ENVIRONMENTAL HEALTH SERVICES

ITEM NO.	TITLE OF ITEM	APPROVED ESTIMATES	SUPPLEMENTAL ESTIMATES & VIREMENTS	REVISED APPROVED ESTIMATES	PROVISIONAL ACTUAL EXPENDITURE	PROVISIONAL ACTUAL EXPENDITURE	VARIANCE PROVISIONAL
		2021/2022	2021/2022	2021/2022	2020/2021 (JUL TO DEC)	2021/2022 (JUL TO DEC)	2020/2021 VS PROVISIONAL 2021/2022
		\$	\$	\$	\$	\$	\$
21110EE	Wages & Salaries (In Cash)	13,415,633	0	13,415,633	6,674,731	6,661,598	-13,133
21120EE	Allowances	1,491,100	0	1,491,100	749,427	711,025	-38,402
22110EE	Travel & Subsistence	110,304	0	110,304	4,590	41,520	36,930
22210EE	Rent	450,029	0	450,029	143,269	159,141	15,872
22410EE	Supplies & Materials	778,288	0	778,288	201,361	186,468	-14,893
22510EE	Services	39,938,145	0	39,938,145	18,945,646	19,244,253	298,607
22610EE	Minor Capital Repairs	134,024	0	134,024	39,966	32,659	-7,307
22810EE	Special Financial Transactions	950	0	950	0	0	0
<b>DEPARTMENT OF ENVIRONMENTAL HEALTH SERVICES TOTAL EXPENSES</b>		<b>56,318,473</b>	<b>0</b>	<b>56,318,473</b>	<b>26,758,990</b>	<b>27,036,664</b>	<b>277,674</b>

The Accounting Officer for this Head is the DIRECTOR

# [Head 066] DEPARTMENT OF PUBLIC HEALTH

ITEM NO.	TITLE OF ITEM	APPROVED ESTIMATES 2021/2022 \$	SUPPLEMENTAL ESTIMATES & VIREMENTS 2021/2022 \$	REVISED APPROVED ESTIMATES 2021/2022 \$	PROVISIONAL ACTUAL EXPENDITURE 2020/2021 (JUL TO DEC) \$	PROVISIONAL ACTUAL EXPENDITURE 2021/2022 (JUL TO DEC) \$	VARIANCE PROVISIONAL 2020/2021 VS PROVISIONAL 2021/2022 \$
21110EE	Wages & Salaries (In Cash)	30,224,842	0	30,224,842	11,625,531	15,783,253	4,157,722
21120EE	Allowances	8,066,876	0	8,066,876	2,585,961	2,116,719	-469,242
22110EE	Travel & Subsistence	3,449,025	0	3,449,025	1,554,822	1,754,639	199,817
22210EE	Rent	1,204,650	0	1,204,650	423,838	500,557	76,719
22410EE	Supplies & Materials	1,184,135	-5,000	1,179,135	185,781	221,919	36,138
22510EE	Services	3,299,596	5,000	3,304,596	1,038,733	1,362,959	324,226
22610EE	Minor Capital Repairs	45,000	0	45,000	14,326	6,338	-7,988
<b>DEPARTMENT OF PUBLIC HEALTH TOTAL EXPENSES</b>		<b>47,474,124</b>	<b>0</b>	<b>47,474,124</b>	<b>17,428,992</b>	<b>21,746,384</b>	<b>4,317,392</b>

The Accounting Officer for this Head is the DIRECTOR

# [Head 067] MINISTRY OF TOURISM, INVESTMENT AND AVIATION

ITEM NO.	TITLE OF ITEM	APPROVED ESTIMATES 2021/2022 \$	SUPPLEMENTAL ESTIMATES & VIREMENTS 2021/2022 \$	REVISED APPROVED ESTIMATES 2021/2022 \$	PROVISIONAL ACTUAL EXPENDITURE 2020/2021 (JUL TO DEC) \$	PROVISIONAL ACTUAL EXPENDITURE 2021/2022 (JUL TO DEC) \$	VARIANCE PROVISIONAL 2020/2021 VS PROVISIONAL 2021/2022 \$
21110EE	Wages & Salaries (In Cash)	16,640,370	0	16,640,370	8,016,932	8,648,627	631,695
21120EE	Allowances	1,411,500	0	1,411,500	535,728	581,765	46,037
22110EE	Travel & Subsistence	266,745	-26,675	240,070	18,749	60,607	41,858
22210EE	Rent	1,115,000	0	1,115,000	389,207	458,671	69,464
22310EE	Utilities & Communication	645,800	-150,540	495,260	216,621	257,715	41,094
22410EE	Supplies & Materials	700,400	-68,540	631,860	91,665	200,439	108,774
22510EE	Services	67,577,922	-7,579,223	59,998,699	6,940,219	33,281,451	26,341,232
22610EE	Minor Capital Repairs	16,000	15,000	31,000	8,382	7,026	-1,356
22710EE	Operational Expenses	627,340	-51,600	575,740	50,677	150,376	99,699
22810EE	Special Financial Transactions	576,000	-57,600	518,400	219,831	267,089	47,258
25110EE	Subsidies-Public Non-Financial Corporations	30,000,000	0	30,000,000	34,801,926	13,965,136	-20,836,790
25210EE	Subsidies to Private Non-Financial Enterprises	1,360,000	0	1,360,000	300,000	263,980	-36,020
26210EE	Current Grants to International Organizations	311,434	0	311,434	0	0	0
27310EE	Pensions & Gratuities In Cash	2,348,100	4,139,000	6,487,100	609,834	1,211,871	602,037
28210EE	Current Transfers N.E.C.	13,708,867	4,433,682	18,142,549	17,202,758	10,904,450	-6,298,308
28310EE	Premiums, Fees & Current Claims	3,269,760	0	3,269,760	1,509,239	1,345,698	-163,541
	<b>MINISTRY OF TOURISM, INVESTMENT AND AVIATION TOTAL EXPENSES</b>	<b>140,575,238</b>	<b>653,504</b>	<b>141,228,742</b>	<b>70,911,768</b>	<b>71,604,901</b>	<b>693,133</b>

The Accounting Officer for this Head is the PERMANENT SECRETARY

# [Head 070] MINISTRY OF LABOUR AND IMMIGRATION

ITEM NO.	TITLE OF ITEM	APPROVED ESTIMATES 2021/2022 \$	SUPPLEMENTAL ESTIMATES & VIREMENTS 2021/2022 \$	REVISED APPROVED ESTIMATES 2021/2022 \$	PROVISIONAL ACTUAL EXPENDITURE 2020/2021 (JUL TO DEC) \$	PROVISIONAL ACTUAL EXPENDITURE 2021/2022 (JUL TO DEC) \$	VARIANCE PROVISIONAL 2020/2021 VS PROVISIONAL 2021/2022 \$
21110EE	Wages & Salaries (In Cash)	3,078,768	-159,700	2,919,068	1,318,009	1,476,650	158,641
21120EE	Allowances	81,388	40,012	121,400	12,015	23,669	11,654
22110EE	Travel & Subsistence	124,905	-46,665	78,240	45,291	10,290	-35,001
22410EE	Supplies & Materials	45,962	-26,587	19,375	30,538	4,184	-26,354
22510EE	Services	524,657	-76	524,581	171,629	103,017	-68,612
22610EE	Minor Capital Repairs	5,000	0	5,000	1,401	758	-643
22710EE	Operational Expenses	0	0	0	559,982	0	-559,982
22810EE	Special Financial Transactions	51,825	-48,502	3,323	11,444	2,373	-9,071
22910EE	Other	0	0	0	190,059	0	-190,059
25110EE	Subsidies-Public Non-Financial Corporations	237,500	0	237,500	156,750	80,750	-76,000
28210EE	Current Transfers N.E.C.	1,782,200	-496,976	1,285,224	144,300	832,273	687,973
<b>MINISTRY OF LABOUR AND IMMIGRATION TOTAL EXPENSES</b>		<b>5,932,205</b>	<b>-738,494</b>	<b>5,193,711</b>	<b>2,641,418</b>	<b>2,533,964</b>	<b>-107,454</b>

The Accounting Officer for this Head is the PERMANENT SECRETARY

# [Head 072] MINISTRY OF THE ENVIRONMENT AND NATURAL RESOURCES

ITEM NO.	TITLE OF ITEM	APPROVED ESTIMATES	SUPPLEMENTAL ESTIMATES & VIREMENTS	REVISED APPROVED ESTIMATES	PROVISIONAL ACTUAL EXPENDITURE	PROVISIONAL ACTUAL EXPENDITURE	VARIANCE PROVISIONAL
		2021/2022	2021/2022	2021/2022	2020/2021	2021/2022	2020/2021 VS PROVISIONAL
		\$	\$	\$	(JUL TO DEC)	(JUL TO DEC)	2021/2022
					\$	\$	\$
21110EE	Wages & Salaries (In Cash)	9,568,410	0	9,568,410	4,547,037	4,932,787	385,750
21120EE	Allowances	991,100	-5,500	985,600	413,811	343,486	-70,325
22110EE	Travel & Subsistence	166,508	2,423	168,931	7,320	95,160	87,840
22410EE	Supplies & Materials	55,880	-8,000	47,880	7,460	10,728	3,268
22510EE	Services	476,915	-102,652	374,263	81,798	63,735	-18,063
22610EE	Minor Capital Repairs	3,800	0	3,800	804	595	-209
22710EE	Operational Expenses	60,000	-15,000	45,000	7,112	16,414	9,302
22810EE	Special Financial Transactions	35,950	-10,000	25,950	178	10,718	10,540
28210EE	Current Transfers N.E.C.	15,232,400	-7,687,790	7,544,610	12,678,320	6,774,708	-5,903,612
<b>MINISTRY OF THE ENVIRONMENT AND NATURAL RESOURCES TOTAL EXPENSES</b>		<b>26,590,963</b>	<b>-7,826,519</b>	<b>18,764,444</b>	<b>17,743,840</b>	<b>12,248,331</b>	<b>-5,495,509</b>

The Accounting Officer for this Head is the PERMANENT SECRETARY



# *[Head 073]* DEPARTMENT OF TRANSFORMATION AND DIGITIZATION

ITEM NO.	TITLE OF ITEM	APPROVED ESTIMATES	SUPPLEMENTAL ESTIMATES & VIREMENTS	REVISED APPROVED ESTIMATES	PROVISIONAL ACTUAL EXPENDITURE	PROVISIONAL ACTUAL EXPENDITURE	VARIANCE PROVISIONAL
		2021/2022	2021/2022	2021/2022	2020/2021 (JUL TO DEC)	2021/2022 (JUL TO DEC)	2020/2021 VS PROVISIONAL 2021/2022
		\$	\$	\$	\$	\$	\$
21110EE	Wages & Salaries (In Cash)	2,926,050	0	2,926,050	1,332,688	1,180,939	-151,749
21120EE	Allowances	76,840	0	76,840	23,631	26,061	2,430
22110EE	Travel & Subsistence	63,900	0	63,900	0	3,011	3,011
22310EE	Utilities & Communication	45,350,106	0	45,350,106	14,339,139	12,871,229	-1,467,910
22410EE	Supplies & Materials	73,771	0	73,771	6,996	14,632	7,636
22510EE	Services	5,029,410	0	5,029,410	1,534,549	1,600,804	66,255
22610EE	Minor Capital Repairs	4,560	0	4,560	427	0	-427
28210EE	Current Transfers N.E.C.	119,000	0	119,000	0	0	0
<b>DEPARTMENT OF TRANSFORMATION AND DIGITIZATION TOTAL EXPENSES</b>		<b>53,643,637</b>	<b>0</b>	<b>53,643,637</b>	<b>17,237,430</b>	<b>15,696,676</b>	<b>-1,540,754</b>

The Accounting Officer for this Head is the PERMANENT SECRETARY

# [Head 074] MINISTRY FOR GRAND BAHAMA

ITEM NO.	TITLE OF ITEM	APPROVED ESTIMATES 2021/2022 \$	SUPPLEMENTAL ESTIMATES & VIREMENTS 2021/2022 \$	REVISED APPROVED ESTIMATES 2021/2022 \$	PROVISIONAL ACTUAL EXPENDITURE 2020/2021 (JUL TO DEC) \$	PROVISIONAL ACTUAL EXPENDITURE 2021/2022 (JUL TO DEC) \$	VARIANCE PROVISIONAL 2020/2021 VS PROVISIONAL 2021/2022 \$
21110EE	Wages & Salaries (In Cash)	2,036,900	-200,000	1,836,900	349,590	501,855	152,265
21120EE	Allowances	99,425	16,375	115,800	32,457	36,932	4,475
22110EE	Travel & Subsistence	157,300	0	157,300	2,115	39,746	37,631
22310EE	Utilities & Communication	4,845,000	-295,000	4,550,000	1,498,815	1,663,765	164,950
22410EE	Supplies & Materials	653,563	-150,000	503,563	100,488	230,707	130,219
22510EE	Services	1,728,513	-310,050	1,418,463	84,454	415,727	331,273
22610EE	Minor Capital Repairs	22,383	0	22,383	7,418	6,063	-1,355
22810EE	Special Financial Transactions	950	0	950	115,832	228	-115,604
25210EE	Subsidies to Private Non-Financial Enterprises	250,000	-40,000	210,000	5,000	100,000	95,000
<b>MINISTRY FOR GRAND BAHAMA TOTAL EXPENSES</b>		<b>9,794,034</b>	<b>-978,675</b>	<b>8,815,359</b>	<b>2,196,169</b>	<b>2,995,023</b>	<b>798,854</b>

The Accounting Officer for this Head is the PERMANENT SECRETARY

# [Head 075] MINISTRY OF DISASTER PREPAREDNESS, MANAGEMENT AND RECONSTRUCTION

ITEM NO.	TITLE OF ITEM	APPROVED ESTIMATES	SUPPLEMENTAL ESTIMATES & VIREMENTS	REVISED APPROVED ESTIMATES	PROVISIONAL ACTUAL EXPENDITURE	PROVISIONAL ACTUAL EXPENDITURE	VARIANCE PROVISIONAL
		2021/2022	2021/2022	2021/2022	2020/2021 (JUL TO DEC)	2021/2022 (JUL TO DEC)	2020/2021 VS PROVISIONAL 2021/2022
		\$	\$	\$	\$	\$	\$
21110EE	Wages & Salaries (In Cash)	150,000	-39,253	110,747	0	32,810	32,810
21120EE	Allowances	91,200	-79,694	11,506	0	10,560	10,560
22110EE	Travel & Subsistence	59,600	-56,724	2,876	552	2,876	2,324
22410EE	Supplies & Materials	54,500	-49,241	5,259	3,705	3,883	178
22510EE	Services	6,170,800	-5,322,604	848,196	14,302,782	847,384	-13,455,398
22610EE	Minor Capital Repairs	10,000	-7,412	2,588	378	2,587	2,209
22710EE	Operational Expenses	500,000	-374,650	125,350	328,344	125,350	-202,994
28210EE	Current Transfers N.E.C.	1,744,386	-1,360,621	383,765	218,000	383,765	165,765
	<b>MINISTRY OF DISASTER PREPAREDNESS, MANAGEMENT AND RECONSTRUCTION TOTAL EXPENSES</b>	<b>8,780,486</b>	<b>-7,290,199</b>	<b>1,490,287</b>	<b>14,853,761</b>	<b>1,409,215</b>	<b>-13,444,546</b>

The Accounting Officer for this Head is the PERMANENT SECRETARY

# [Head 076] DEPARTMENT OF PUBLIC PROSECUTION

ITEM NO.	TITLE OF ITEM	APPROVED ESTIMATES 2021/2022 \$	SUPPLEMENTAL ESTIMATES & VIREMENTS 2021/2022 \$	REVISED APPROVED ESTIMATES 2021/2022 \$	PROVISIONAL ACTUAL EXPENDITURE 2020/2021 (JUL TO DEC) \$	PROVISIONAL ACTUAL EXPENDITURE 2021/2022 (JUL TO DEC) \$	VARIANCE PROVISIONAL 2020/2021 VS PROVISIONAL 2021/2022 \$
21110EE	Wages & Salaries (In Cash)	2,729,411	0	2,729,411	580,330	786,839	206,509
21120EE	Allowances	328,000	0	328,000	76,565	94,139	17,574
22110EE	Travel & Subsistence	66,000	0	66,000	130	13,511	13,381
22210EE	Rent	5,000	0	5,000	0	0	0
22410EE	Supplies & Materials	53,000	0	53,000	8,193	14,694	6,501
22510EE	Services	151,917	0	151,917	20,607	28,721	8,114
22610EE	Minor Capital Repairs	49,680	0	49,680	1,627	988	-639
27210EE	Social Assistance Benefits In Cash	35,000	0	35,000	0	0	0
<b>DEPARTMENT OF PUBLIC PROSECUTION TOTAL EXPENSES</b>		<b>3,418,008</b>	<b>0</b>	<b>3,418,008</b>	<b>687,452</b>	<b>938,892</b>	<b>251,440</b>

The Accounting Officer for this Head is the DIRECTOR

# [HEAD 001-076] RECURRENT EXPENDITURE HEAD SUMMARY

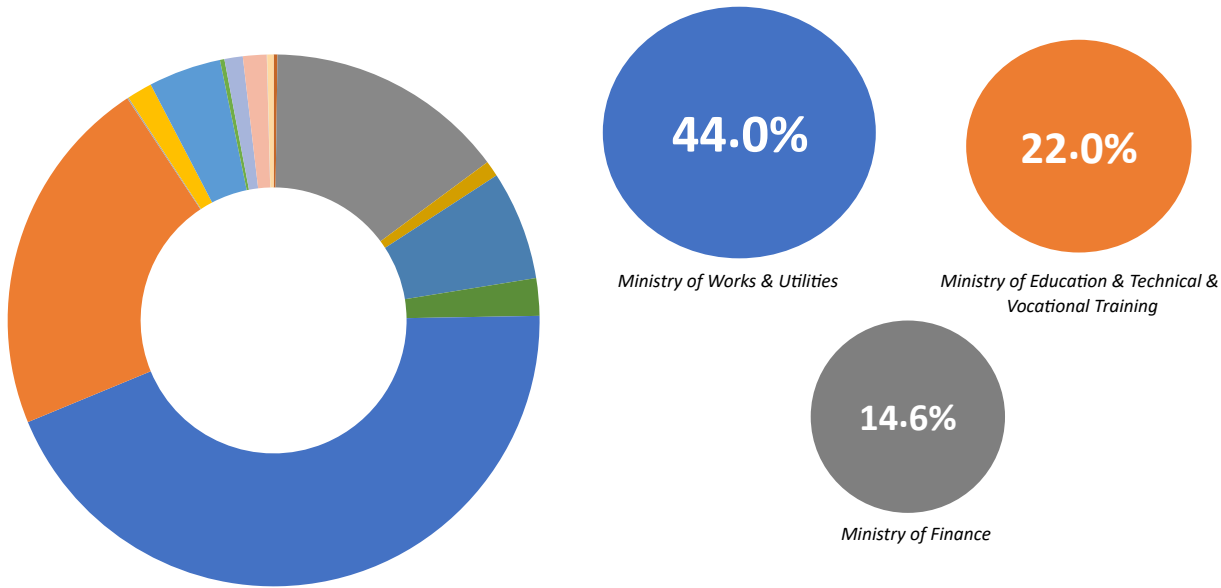
ITEM NO.	TITLE OF ITEM	APPROVED ESTIMATES 2021/2022 \$	SUPPLEMENTAL ESTIMATES & VIREMENTS 2021/2022 \$	REVISED APPROVED ESTIMATES 2021/2022 \$	PROVISIONAL ACTUAL EXPENDITURE 2020/2021 (JUL TO DEC) \$	PROVISIONAL ACTUAL EXPENDITURE 2021/2022 (JUL TO DEC) \$	VARIANCE PROVISIONAL 2020/2021 VS PROVISIONAL 2021/2022 \$
GRAND TOTAL		2,825,918,295	53,291,144	2,879,209,439	1,298,285,900	1,311,094,741	12,808,841





# **ESTIMATES OF CAPITAL EXPENDITURE**

# CAPITAL EXPENDITURE GRAPH



HEAD NO.	MINISTRY/DEPARTMENT	\$	%
7	Office of the Attorney General & Ministry of Legal Affairs	-	0.0%
13	Ministry Of Foreign Affairs & The Public Service	240,730	0.2%
21	Ministry Of Finance	15,160,992	14.6%
23	Customs Department	999,489	1.0%
29	Ministry of National Security	6,872,512	6.6%
32	Royal Bahamas Defence Force	2,358,050	2.3%
33	Ministry of Works & Utilities	45,637,903	44.0%
38	Ministry of Education & Technical & Vocational Training	22,781,750	22.0%
40	Ministry of Transport & Housing	86,382	0.1%
56	Ministry of Agriculture & Marine Resources & Family Island Affairs	1,595,381	1.5%
60	Ministry of Health & Wellness	4,571,561	4.4%
67	Ministry of Tourism, Investment & Aviation	279,000	0.3%
72	Ministry of the Environment & Natural Resources	1,157,806	1.1%
73	Department of Transformation & Digitization	1,491,319	1.4%
74	Ministry for Grand Bahama	27,487	0.0%
75	Ministry of Disaster Preparedness, Management & Reconstruction	400,000	0.4%
		103,660,362	100.0%



# SUMMARY OF AGENCIES CAPITAL EXPENDITURE

ITEM NO.	TITLE OF ITEM	APPROVED ESTIMATES 2021/2022 \$	SUPPLEMENTAL ESTIMATES & VIREMENTS 2021/2022 \$	REVISED APPROVED ESTIMATES 2021/2022 \$	PROVISIONAL ACTUAL EXPENDITURE 2020/2021 (JUL TO DEC) \$	PROVISIONAL ACTUAL EXPENDITURE 2021/2022 (JUL TO DEC) \$	VARIANCE PROVISIONAL 2020/2021 VS PROVISIONAL 2021/2022 \$
007	OFFICE OF THE ATTORNEY GENERAL AND MINISTRY OF LEGAL AFFAIRS	1,250,000	-450,000	800,000	20,500	0	-20,500
013	MINISTRY OF FOREIGN AFFAIRS AND THE PUBLIC SERVICE	2,000,000	-500,000	1,500,000	298,626	240,730	-57,896
021	MINISTRY OF FINANCE	107,389,768	-20,969,998	86,419,770	19,390,577	15,160,992	-4,229,585
023	CUSTOMS DEPARTMENT	2,080,000	-400,000	1,680,000	1,098,710	999,489	-99,221
029	MINISTRY OF NATIONAL SECURITY	13,461,611	0	13,461,611	8,272,244	6,872,512	-1,399,732
032	THE ROYAL BAHAMAS DEFENCE FORCE	6,600,000	-990,000	5,610,000	1,152,427	2,358,050	1,205,623
033	MINISTRY OF WORKS AND UTILITIES	108,424,452	-7,810,385	100,614,067	48,216,835	45,637,903	-2,578,932
038	MINISTRY OF EDUCATION AND TECHNICAL AND VOCATIONAL TRAINING	53,818,225	-2,500,000	51,318,225	23,894,038	22,781,750	-1,112,288
040	MINISTRY OF TRANSPORT AND HOUSING	400,000	911,292	1,311,292	0	86,382	86,382
056	MINISTRY OF AGRICULTURE, MARINE RESOURCES AND FAMILY ISLAND AFFAIRS	3,220,000	0	3,220,000	226,030	1,595,381	1,369,351
060	MINISTRY OF HEALTH AND WELLNESS	50,628,996	-14,000,000	36,628,996	1,441,647	4,571,561	3,129,914
067	MINISTRY OF TOURISM, INVESTMENT AND AVIATION	2,000,000	-300,000	1,700,000	0	279,000	279,000
072	MINISTRY OF THE ENVIRONMENT AND NATURAL RESOURCES	5,900,000	-2,121,292	3,778,708	707,839	1,157,806	449,967
073	DEPARTMENT OF TRANSFORMATION AND DIGITIZATION	10,000,000	-1,000,000	9,000,000	870,705	1,491,319	620,614
074	MINISTRY FOR GRAND BAHAMA	750,000	0	750,000	371,983	27,487	-344,496
075	MINISTRY OF DISASTER PREPAREDNESS, MANAGEMENT AND RECONSTRUCTION	4,500,000	-4,100,000	400,000	3,401,464	400,000	-3,001,464
<b>GRAND TOTAL</b>		<b>372,423,052</b>	<b>-54,230,383</b>	<b>318,192,669</b>	<b>109,363,625</b>	<b>103,660,362</b>	<b>-5,703,263</b>

# CAPITAL EXPENDITURE BY BLOCK

ITEM NO.	TITLE OF ITEM	APPROVED ESTIMATES 2021/2022 \$	SUPPLEMENTAL ESTIMATES & VIREMENTS 2021/2022 \$	REVISED APPROVED ESTIMATES 2021/2022 \$	PROVISIONAL ACTUAL EXPENDITURE 2020/2021 (JUL TO DEC) \$	PROVISIONAL ACTUAL EXPENDITURE 2021/2022 (JUL TO DEC) \$	VARIANCE PROVISIONAL 2020/2021 VS PROVISIONAL 2021/2022 \$
28220EE	Capital Transfers N.E.C.	131,214,106	-26,495,423	104,718,683	25,823,671	22,740,697	-3,082,974
31110EE	Buildings & Structures	185,367,565	-17,669,513	167,698,052	66,900,173	66,572,617	-327,556
31120EE	Machinery & Equipment	33,747,381	-1,975,872	31,771,509	11,245,353	10,086,987	-1,158,366
31130EE	Other Fixed Assets	20,094,000	-8,089,575	12,004,425	5,394,426	3,876,858	-1,517,568
31410EE	Land	2,000,000	0	2,000,000	0	383,204	383,204
<b>GRAND TOTAL</b>		<b>372,423,052</b>	<b>-54,230,383</b>	<b>318,192,669</b>	<b>109,363,623</b>	<b>103,660,363</b>	<b>-5,703,260</b>

**[Head 007] OFFICE OF THE ATTORNEY  
GENERAL AND MINISTRY OF LEGAL AFFAIRS**

ITEM NO.	TITLE OF ITEM	APPROVED ESTIMATES 2021/2022	SUPPLEMENTAL ESTIMATES & VIREMENTS 2021/2022	REVISED APPROVED ESTIMATES 2021/2022	PROVISIONAL ACTUAL EXPENDITURE 2020/2021 (JUL TO DEC)	PROVISIONAL ACTUAL EXPENDITURE 2021/2022 (JUL TO DEC)	VARIANCE PROVISIONAL 2020/2021 VS PROVISIONAL 2021/2022
		\$	\$	\$	\$	\$	\$
31110EE	Buildings & Structures	750,000	-250,000	500,000	0	0	0
31120EE	Machinery & Equipment	500,000	-200,000	300,000	20,500	0	-20,500
	<b>OFFICE OF THE ATTORNEY GENERAL AND MINISTRY OF LEGAL AFFAIRS TOTAL EXPENSES</b>	<b>1,250,000</b>	<b>-450,000</b>	<b>800,000</b>	<b>20,500</b>	<b>0</b>	<b>-20,500</b>

The Accounting Officer for this Head is the PERMANENT SECRETARY

# [Head 013] MINISTRY OF FOREIGN AFFAIRS AND THE PUBLIC SERVICE

ITEM NO.	TITLE OF ITEM	APPROVED ESTIMATES	SUPPLEMENTAL ESTIMATES & VIREMENTS	REVISED APPROVED ESTIMATES	PROVISIONAL ACTUAL EXPENDITURE	PROVISIONAL ACTUAL EXPENDITURE	VARIANCE PROVISIONAL
		2021/2022	2021/2022	2021/2022	2020/2021	2021/2022	2020/2021 VS PROVISIONAL
		\$	\$	\$	(JUL TO DEC)	(JUL TO DEC)	\$
31110EE	Buildings & Structures	1,500,000	-300,000	1,200,000	0	240,730	240,730
31120EE	Machinery & Equipment	500,000	-200,000	300,000	298,626	0	-298,626
	<b>MINISTRY OF FOREIGN AFFAIRS AND THE PUBLIC SERVICE TOTAL EXPENSES</b>	<b>2,000,000</b>	<b>-500,000</b>	<b>1,500,000</b>	<b>298,626</b>	<b>240,730</b>	<b>-57,896</b>

The Accounting Officer for this Head is the PERMANENT SECRETARY

# [Head 021] MINISTRY OF FINANCE

ITEM NO.	TITLE OF ITEM	APPROVED ESTIMATES 2021/2022 \$	SUPPLEMENTAL ESTIMATES & VIREMENTS 2021/2022 \$	REVISED APPROVED ESTIMATES 2021/2022 \$	PROVISIONAL ACTUAL EXPENDITURE 2020/2021 (JUL TO DEC) \$	PROVISIONAL ACTUAL EXPENDITURE 2021/2022 (JUL TO DEC) \$	VARIANCE PROVISIONAL 2020/2021 VS PROVISIONAL 2021/2022 \$
28220EE	Capital Transfers N.E.C.	92,169,998	-18,580,423	73,589,575	17,899,739	12,513,234	-5,386,505
31110EE	Buildings & Structures	0	1,000,000	1,000,000	0	0	0
31120EE	Machinery & Equipment	3,555,770	0	3,555,770	32,998	114,140	81,142
31130EE	Other Fixed Assets	9,664,000	-3,389,575	6,274,425	1,457,840	2,150,414	692,574
31410EE	Land	2,000,000	0	2,000,000	0	383,204	383,204
<b>MINISTRY OF FINANCE TOTAL EXPENSES</b>		<b>107,389,768</b>	<b>-20,969,998</b>	<b>86,419,770</b>	<b>19,390,577</b>	<b>15,160,992</b>	<b>-4,229,585</b>

The Accounting Officer for this Head is the FINANCIAL SECRETARY

# *[Head 023]* CUSTOMS DEPARTMENT

ITEM NO.	TITLE OF ITEM	APPROVED ESTIMATES 2021/2022 \$	SUPPLEMENTAL ESTIMATES & VIREMENTS 2021/2022 \$	REVISED APPROVED ESTIMATES 2021/2022 \$	PROVISIONAL ACTUAL EXPENDITURE 2020/2021 (JUL TO DEC) \$	PROVISIONAL ACTUAL EXPENDITURE 2021/2022 (JUL TO DEC) \$	VARIANCE PROVISIONAL 2020/2021 VS PROVISIONAL 2021/2022 \$
31110EE	Buildings & Structures	600,000	-400,000	200,000	29,044	0	-29,044
31120EE	Machinery & Equipment	1,480,000	0	1,480,000	1,069,666	999,489	-70,177
<b>CUSTOMS DEPARTMENT TOTAL EXPENSES</b>		<b>2,080,000</b>	<b>-400,000</b>	<b>1,680,000</b>	<b>1,098,710</b>	<b>999,489</b>	<b>-99,221</b>

The Accounting Officer for this Head is the COMPTROLLER

# *[Head 029]* MINISTRY OF NATIONAL SECURITY

ITEM NO.	TITLE OF ITEM	APPROVED ESTIMATES 2021/2022 \$	SUPPLEMENTAL ESTIMATES & VIREMENTS 2021/2022 \$	REVISED APPROVED ESTIMATES 2021/2022 \$	PROVISIONAL ACTUAL EXPENDITURE 2020/2021 (JUL TO DEC) \$	PROVISIONAL ACTUAL EXPENDITURE 2021/2022 (JUL TO DEC) \$	VARIANCE PROVISIONAL 2020/2021 VS PROVISIONAL 2021/2022 \$
31110EE	Buildings & Structures	1,000,000	0	1,000,000	0	263,910	263,910
31120EE	Machinery & Equipment	12,461,611	0	12,461,611	8,272,244	6,608,602	-1,663,642
<b>MINISTRY OF NATIONAL SECURITY TOTAL EXPENSES</b>		<b>13,461,611</b>	<b>0</b>	<b>13,461,611</b>	<b>8,272,244</b>	<b>6,872,512</b>	<b>-1,399,732</b>

The Accounting Officer for this Head is the PERMANENT SECRETARY

# *[Head 032]* THE ROYAL BAHAMAS DEFENCE FORCE

ITEM NO.	TITLE OF ITEM	APPROVED ESTIMATES 2021/2022 \$	SUPPLEMENTAL ESTIMATES & VIREMENTS 2021/2022 \$	REVISED APPROVED ESTIMATES 2021/2022 \$	PROVISIONAL ACTUAL EXPENDITURE 2020/2021 (JUL TO DEC) \$	PROVISIONAL ACTUAL EXPENDITURE 2021/2022 (JUL TO DEC) \$	VARIANCE PROVISIONAL 2020/2021 VS PROVISIONAL 2021/2022 \$
31110EE	Buildings & Structures	3,000,000	-450,000	2,550,000	255,453	404,094	148,641
31120EE	Machinery & Equipment	3,600,000	-540,000	3,060,000	896,975	1,953,956	1,056,981
<b>THE ROYAL BAHAMAS DEFENCE FORCE TOTAL EXPENSES</b>		<b>6,600,000</b>	<b>-990,000</b>	<b>5,610,000</b>	<b>1,152,428</b>	<b>2,358,050</b>	<b>1,205,622</b>

The Accounting Officer for this Head is the COMMODORE



# [Head 033] MINISTRY OF WORKS AND UTILITIES

ITEM NO.	TITLE OF ITEM	APPROVED ESTIMATES 2021/2022 \$	SUPPLEMENTAL ESTIMATES & VIREMENTS 2021/2022 \$	REVISED APPROVED ESTIMATES 2021/2022 \$	PROVISIONAL ACTUAL EXPENDITURE 2020/2021 (JUL TO DEC) \$	PROVISIONAL ACTUAL EXPENDITURE 2021/2022 (JUL TO DEC) \$	VARIANCE PROVISIONAL 2020/2021 VS PROVISIONAL 2021/2022 \$
28220EE	Capital Transfers N.E.C.	18,144,108	-5,130,000	13,014,108	3,313,412	8,094,031	4,780,619
31110EE	Buildings & Structures	87,700,344	-1,580,385	86,119,959	44,473,709	37,101,146	-7,372,563
31120EE	Machinery & Equipment	1,150,000	-400,000	750,000	379,714	216,282	-163,432
31130EE	Other Fixed Assets	1,430,000	-700,000	730,000	50,000	226,444	176,444
<b>MINISTRY OF WORKS AND UTILITIES TOTAL EXPENSES</b>		<b>108,424,452</b>	<b>-7,810,385</b>	<b>100,614,067</b>	<b>48,216,835</b>	<b>45,637,903</b>	<b>-2,578,932</b>

The Accounting Officer for this Head is the PERMANENT SECRETARY

# [Head 038] MINISTRY OF EDUCATION AND TECHNICAL AND VOCATIONAL TRAINING

ITEM NO.	TITLE OF ITEM	APPROVED ESTIMATES	SUPPLEMENTAL ESTIMATES & VIREMENTS	REVISED APPROVED ESTIMATES	PROVISIONAL ACTUAL EXPENDITURE	PROVISIONAL ACTUAL EXPENDITURE	VARIANCE PROVISIONAL
		2021/2022	2021/2022	2021/2022	2020/2021	2021/2022	2020/2021 VS PROVISIONAL
		\$	\$	\$	(JUL TO DEC)	(JUL TO DEC)	2021/2022
					\$	\$	\$
28220EE	Capital Transfers N.E.C.	1,000,000	0	1,000,000	139,153	0	-139,153
31110EE	Buildings & Structures	44,818,225	0	44,818,225	19,791,641	21,186,380	1,394,739
31120EE	Machinery & Equipment	500,000	0	500,000	137,371	95,370	-42,001
31130EE	Other Fixed Assets	7,500,000	-2,500,000	5,000,000	3,825,872	1,500,000	-2,325,872
<b>MINISTRY OF EDUCATION AND TECHNICAL AND VOCATIONAL TRAINING TOTAL EXPENSES</b>		<b>53,818,225</b>	<b>-2,500,000</b>	<b>51,318,225</b>	<b>23,894,037</b>	<b>22,781,750</b>	<b>-1,112,287</b>

The Accounting Officer for this Head is the PERMANENT SECRETARY

# [Head 040] MINISTRY OF TRANSPORT AND HOUSING

ITEM NO.	TITLE OF ITEM	APPROVED ESTIMATES 2021/2022 \$	SUPPLEMENTAL ESTIMATES & VIREMENTS 2021/2022 \$	REVISED APPROVED ESTIMATES 2021/2022 \$	PROVISIONAL ACTUAL EXPENDITURE 2020/2021 (JUL TO DEC) \$	PROVISIONAL ACTUAL EXPENDITURE 2021/2022 (JUL TO DEC) \$	VARIANCE PROVISIONAL 2020/2021 VS PROVISIONAL 2021/2022 \$
31110EE	Buildings & Structures	400,000	806,527	1,206,527	0	34,000	34,000
31120EE	Machinery & Equipment	0	104,765	104,765	0	52,382	52,382
<b>MINISTRY OF TRANSPORT AND HOUSING TOTAL EXPENSES</b>		<b>400,000</b>	<b>911,292</b>	<b>1,311,292</b>	<b>0</b>	<b>86,382</b>	<b>86,382</b>

The Accounting Officer for this Head is the PERMANENT SECRETARY

# [Head 056] MINISTRY OF AGRICULTURE, MARINE RESOURCES AND FAMILY ISLAND AFFAIRS

ITEM NO.	TITLE OF ITEM	APPROVED ESTIMATES	SUPPLEMENTAL ESTIMATES & VIREMENTS	REVISED APPROVED ESTIMATES	PROVISIONAL ACTUAL EXPENDITURE	PROVISIONAL ACTUAL EXPENDITURE	VARIANCE PROVISIONAL
		2021/2022	2021/2022	2021/2022	2020/2021	2021/2022	2020/2021 VS PROVISIONAL
		\$	\$	\$	(JUL TO DEC)	(JUL TO DEC)	2021/2022
					\$	\$	\$
31110EE	Buildings & Structures	3,220,000	-120,000	3,100,000	88,770	1,595,381	1,506,611
31120EE	Machinery & Equipment	0	120,000	120,000	137,260	0	-137,260
<b>MINISTRY OF AGRICULTURE, MARINE RESOURCES AND FAMILY ISLAND AFFAIRS TOTAL EXPENSES</b>		<b>3,220,000</b>	<b>0</b>	<b>3,220,000</b>	<b>226,030</b>	<b>1,595,381</b>	<b>1,369,351</b>

The Accounting Officer for this Head is the PERMANENT SECRETARY

# [Head 060] MINISTRY OF HEALTH AND WELLNESS

ITEM NO.	TITLE OF ITEM	APPROVED ESTIMATES 2021/2022 \$	SUPPLEMENTAL ESTIMATES & VIREMENTS 2021/2022 \$	REVISED APPROVED ESTIMATES 2021/2022 \$	PROVISIONAL ACTUAL EXPENDITURE 2020/2021 (JUL TO DEC) \$	PROVISIONAL ACTUAL EXPENDITURE 2021/2022 (JUL TO DEC) \$	VARIANCE PROVISIONAL 2020/2021 VS PROVISIONAL 2021/2022 \$
28220EE	Capital Transfers N.E.C.	8,000,000	0	8,000,000	0	180,733	180,733
31110EE	Buildings & Structures	36,628,996	-14,239,363	22,389,633	1,441,647	4,351,782	2,910,135
31120EE	Machinery & Equipment	6,000,000	239,363	6,239,363	0	39,045	39,045
<b>MINISTRY OF HEALTH AND WELLNESS TOTAL EXPENSES</b>		<b>50,628,996</b>	<b>-14,000,000</b>	<b>36,628,996</b>	<b>1,441,647</b>	<b>4,571,560</b>	<b>3,129,913</b>

The Accounting Officer for this Head is the PERMANENT SECRETARY

# [Head 067] MINISTRY OF TOURISM, INVESTMENT AND AVIATION

ITEM NO.	TITLE OF ITEM	APPROVED ESTIMATES 2021/2022 \$	SUPPLEMENTAL ESTIMATES & VIREMENTS 2021/2022 \$	REVISED APPROVED ESTIMATES 2021/2022 \$	PROVISIONAL ACTUAL EXPENDITURE 2020/2021 (JUL TO DEC) \$	PROVISIONAL ACTUAL EXPENDITURE 2021/2022 (JUL TO DEC) \$	VARIANCE PROVISIONAL 2020/2021 VS PROVISIONAL 2021/2022 \$
28220EE	Capital Transfers N.E.C.	500,000	-75,000	425,000	0	0	0
31110EE	Buildings & Structures	1,500,000	-225,000	1,275,000	0	279,000	279,000
	<b>MINISTRY OF TOURISM, INVESTMENT AND AVIATION TOTAL EXPENSES</b>	<b>2,000,000</b>	<b>-300,000</b>	<b>1,700,000</b>	<b>0</b>	<b>279,000</b>	<b>279,000</b>

The Accounting Officer for this Head is the PERMANENT SECRETARY

# [Head 072] MINISTRY OF THE ENVIRONMENT AND NATURAL RESOURCES

ITEM NO.	TITLE OF ITEM	APPROVED ESTIMATES 2021/2022	SUPPLEMENTAL ESTIMATES & VIREMENTS 2021/2022	REVISED APPROVED ESTIMATES 2021/2022	PROVISIONAL ACTUAL EXPENDITURE 2020/2021 (JUL TO DEC)	PROVISIONAL ACTUAL EXPENDITURE 2021/2022 (JUL TO DEC)	VARIANCE PROVISIONAL 2020/2021 VS PROVISIONAL 2021/2022
		\$	\$	\$	\$	\$	\$
28220EE	Capital Transfers N.E.C.	2,900,000	-1,110,000	1,790,000	259,913	67,979	-191,934
31110EE	Buildings & Structures	2,500,000	-911,292	1,588,708	447,926	1,088,708	640,782
31120EE	Machinery & Equipment	500,000	-100,000	400,000	0	1,120	1,120
<b>MINISTRY OF THE ENVIRONMENT AND NATURAL RESOURCES TOTAL EXPENSES</b>		<b>5,900,000</b>	<b>-2,121,292</b>	<b>3,778,708</b>	<b>707,839</b>	<b>1,157,807</b>	<b>449,968</b>

The Accounting Officer for this Head is the PERMANENT SECRETARY

# *[Head 073]* DEPARTMENT OF TRANSFORMATION AND DIGITIZATION

ITEM NO.	TITLE OF ITEM	APPROVED ESTIMATES	SUPPLEMENTAL ESTIMATES & VIREMENTS	REVISED APPROVED ESTIMATES	PROVISIONAL ACTUAL EXPENDITURE	PROVISIONAL ACTUAL EXPENDITURE	VARIANCE PROVISIONAL
		2021/2022	2021/2022	2021/2022	2020/2021	2021/2022	2020/2021 VS PROVISIONAL
		\$	\$	\$	(JUL TO DEC)	(JUL TO DEC)	2021/2022
28220EE	Capital Transfers N.E.C.	6,500,000	0	6,500,000	809,991	1,484,719	674,728
31120EE	Machinery & Equipment	3,500,000	-1,000,000	2,500,000	0	6,600	6,600
31130EE	Other Fixed Assets	0	0	0	60,714	0	-60,714
<b>DEPARTMENT OF TRANSFORMATION AND DIGITIZATION TOTAL EXPENSES</b>		<b>10,000,000</b>	<b>-1,000,000</b>	<b>9,000,000</b>	<b>870,705</b>	<b>1,491,319</b>	<b>620,614</b>

The Accounting Officer for this Head is the PERMANENT SECRETARY



# [Head 074] MINISTRY FOR GRAND BAHAMA

ITEM NO.	TITLE OF ITEM	APPROVED ESTIMATES 2021/2022 \$	SUPPLEMENTAL ESTIMATES & VIREMENTS 2021/2022 \$	REVISED APPROVED ESTIMATES 2021/2022 \$	PROVISIONAL ACTUAL EXPENDITURE 2020/2021 (JUL TO DEC) \$	PROVISIONAL ACTUAL EXPENDITURE 2021/2022 (JUL TO DEC) \$	VARIANCE PROVISIONAL 2020/2021 VS PROVISIONAL 2021/2022 \$
31110EE	Buildings & Structures	750,000	0	750,000	371,983	27,487	-344,496
	<b>MINISTRY FOR GRAND BAHAMA TOTAL EXPENSES</b>	<b>750,000</b>	<b>0</b>	<b>750,000</b>	<b>371,983</b>	<b>27,487</b>	<b>-344,496</b>

The Accounting Officer for this Head is the PERMANENT SECRETARY

# [Head 075] MINISTRY OF DISASTER PREPAREDNESS, MANAGEMENT AND RECONSTRUCTION

ITEM NO.	TITLE OF ITEM	APPROVED ESTIMATES	SUPPLEMENTAL ESTIMATES & VIREMENTS	REVISED APPROVED ESTIMATES	PROVISIONAL ACTUAL EXPENDITURE	PROVISIONAL ACTUAL EXPENDITURE	VARIANCE PROVISIONAL
		2021/2022	2021/2022	2021/2022	2020/2021	2021/2022	2020/2021 VS PROVISIONAL
		\$	\$	\$	(JUL TO DEC)	(JUL TO DEC)	2021/2022
					\$	\$	\$
28220EE	Capital Transfers N.E.C.	2,000,000	-1,600,000	400,000	3,401,464	400,000	-3,001,464
31110EE	Buildings & Structures	1,000,000	-1,000,000	0	0	0	0
31130EE	Other Fixed Assets	1,500,000	-1,500,000	0	0	0	0
	<b>MINISTRY OF DISASTER PREPAREDNESS, MANAGEMENT AND RECONSTRUCTION TOTAL EXPENSES</b>	<b>4,500,000</b>	<b>-4,100,000</b>	<b>400,000</b>	<b>3,401,464</b>	<b>400,000</b>	<b>-3,001,464</b>

The Accounting Officer for this Head is the PERMANENT SECRETARY

# [HEAD 001-076] CAPITAL EXPENDITURE HEAD SUMMARY

ITEM NO.	TITLE OF ITEM	APPROVED ESTIMATES 2021/2022 \$	SUPPLEMENTAL ESTIMATES & VIREMENTS 2021/2022 \$	REVISED APPROVED ESTIMATES 2021/2022 \$	PROVISIONAL ACTUAL EXPENDITURE 2020/2021 (JUL TO DEC) \$	PROVISIONAL ACTUAL EXPENDITURE 2021/2022 (JUL TO DEC) \$	VARIANCE PROVISIONAL 2020/2021 VS PROVISIONAL 2021/2022 \$
GRAND TOTAL		372,423,052	-54,230,383	318,192,669	109,363,623	103,660,362	-5,703,261





# ANNEXES

# ANNEX 1 - [Head 027] PUBLIC DEBT REDEMPTION AND SINKING FUNDS

ITEM NO.	TITLE OF ITEM	APPROVED ESTIMATES 2021/2022 \$	SUPPLEMENTAL ESTIMATES & VIREMENTS 2021/2022 \$	REVISED APPROVED ESTIMATES 2021/2022 \$	PROVISIONAL ACTUAL EXPENDITURE 2020/2021 (JUL TO DEC) \$	PROVISIONAL ACTUAL EXPENDITURE 2021/2022 (JUL TO DEC) \$	VARIANCE PROVISIONAL 2020/2021 VS PROVISIONAL 2021/2022 \$
<b>ACQ OF DOMESTIC FINAN ASSETS</b>							
5212001	Sinking Fund Har. Malcolm Property Purchase Loan	1,486	0	1,486	0	1,486	1,486
5212002	The Clifton Heritage Authority	1,130,521	0	1,130,521	0	0	0
	<b>SUB-TOTAL:</b>	<b>1,132,007</b>	<b>0</b>	<b>1,132,007</b>	<b>0</b>	<b>1,486</b>	<b>1,486</b>
<b>ACQ OF FOREIGN FINANC ASSETS</b>							
5222001	USD \$200.0M Bond (6.625%)	3,700,000	0	3,700,000	0	0	0
5222002	US \$100M Bond	1,700,000	0	1,700,000	0	0	0
5222003	USD \$750M 6% Notes (2017-2028)	53,278,784	0	53,278,784	0	26,639,392	26,639,392
	<b>SUB-TOTAL:</b>	<b>58,678,784</b>	<b>0</b>	<b>58,678,784</b>	<b>0</b>	<b>26,639,392</b>	<b>26,639,392</b>
	<b>TOTAL:</b>	<b>59,810,791</b>	<b>0</b>	<b>59,810,791</b>	<b>0</b>	<b>26,640,878</b>	<b>26,640,878</b>
<b>REPAYMENTS</b>							
33130EE	Debt Securities	569,142,300	0	569,142,300	279,114,709	258,932,588	-20,182,121
33140EE	Domestic Loans	197,941,316	0	197,941,316	368,587	82,463,720	82,095,133
33240EE	Foreign Loans	132,595,371	246,000,000	378,595,371	357,656,959	42,858,826	-314,798,133
	<b>TOTAL:</b>	<b>899,678,987</b>	<b>246,000,000</b>	<b>1,145,678,987</b>	<b>637,140,255</b>	<b>384,255,134</b>	<b>-252,885,121</b>
	<b>PUBLIC DEBT REDEMPTION AND SINKING FUNDS TOTAL</b>	<b>959,489,778</b>	<b>246,000,000</b>	<b>1,205,489,778</b>	<b>637,140,255</b>	<b>410,896,012</b>	<b>-226,244,243</b>

The Accounting Officer for this Head is the ACCOUNTANT GENERAL

# ANNEX 2 - TAX RELIEF, REMISSIONS AND OTHER WAIVERS

Value of Goods Imported	Sum of Excise Liable	Sum of Duty Liable	Grand Total Excise & Duty Liable	Concession Description
4,419,087	8,953	1,742,929	1,751,882	Agriculture Manufacturers Act.
48,682,846	51,904	13,804,977	13,856,881	Albany Project
5,111,581	723,136	1,407,445	2,130,581	Autec Agreement
28,523	0	13,534	13,534	Broadcasting Act. Items related to Z.N.S.
883,567	303,734	154,156	457,890	Capital goods for businesses located outside the Port Area in Grand Bahama.
38,155	0	5,608	5,608	Catering equipment owned or leased by airport operators for use abroad aircraft.
276,801	0	17,547	17,547	Central Bank Act.
5,875	0	1,431	1,431	Clifton Heritage Authority Act
20,437,212	252	4,222,089	4,222,341	General Exemption for clothing, footwear and other wearing apparels and accessories, fabric for making apparel, sewing needles, buttons and zippers for clothing.
261,867	102,721	22,562	125,283	Concession limited to imports that are directly related to the Economic Empowerment Zone Act 2018.
19,583,636	1,506,911	5,486,435	6,993,346	Exemption of duty for goods for use by consular, diplomatic, and international organizations. Consular Relations and Commonwealth Officers Act.
3,154,848	90,562	713,739	804,301	Goods imported by a charitable organization for use exclusively for charitable purposes.
4,348,213	82,062	808,450	890,512	Exemption of duty for gifts to the Government.
424,787	4,826	59,260	64,086	Exemption of duty for the Bahamas National Trust.
10,746	0	297	297	Exemption of duty for establishments of foreign states.
27,511,667	406,628	7,303,116	7,709,744	Family Island Development Encouragement Act.
1,338,072	5,761	364,891	370,652	Renovations for dilapidated buildings situated in such part of New Providence or any other area in the Commonwealth of The Bahamas.
2,873,432	18,153	723,196	741,349	General exemption for goods for registered fishermen for use in the commercial fishing and bone fishing industries.
1,415,479	16,984	480,476	497,460	General exemption for goods for use in the livestock and fish farming industries.
460,813	37,676	108,749	146,425	General exemption for goods imported by a religious organization for its exclusive use.
108,278	5,268	35,043	40,311	General exemption for historic buildings.
14,301	9,296	0	9,296	General exemption for new buses imported by a religious organization for its exclusive use.
323,156	194,621	8,100	202,721	General exemption for taxi-cabs and omnibuses not more than three years old.
173,025,318	77,864,113	1,132	77,865,245	General exemption for Petroleum products Bahamas Electricity Corporation and any licensed entity.
26,679,949	16,065,687	62,090	16,127,777	General exemption for relief goods.

# ANNEX 2 - TAX RELIEF, REMISSIONS AND OTHER WAIVERS

Value of Goods Imported	Sum of Excise Liable	Sum of Duty Liable	Grand Total Excise & Duty Liable	Concession Description
1,223,189	0	251,715	251,715	General exemption for sporting equipment.
18,604	6,426	3,655	10,081	Trophies
106,877	0	38,428	38,428	General exemption for systems building for Government housing projects.
2,256,664	19,400	558,884	578,284	General exemption for vessels and vessels parts used in the Inter-Island service.
62,167	21,870	3,513	25,383	Equipment and machinery specifically designed for ground repair, maintenance and the service of crafts for use within the limits of any customs place.
20,360	13,196	6	13,202	General exemption of baggage of passengers.
64,534,820	521,227	18,174,641	18,695,868	General exemption to provide relief in response to a declaration of exigency by the Minister Goods intended to provide relief in response to a declaration of exigency by the Minister.
5,483,752	1,328,231	815,796	2,144,027	General exemption for good use by registered floriculturist, horticulturist, agricultural cooperative societies and farmers.
230,627	4,633	107,173	111,806	Goods manufactured or processed in the Port Area. Goods manufactured or processed in the Port Area by manufacturers registered with and approved by the Ministry responsible for Trade and Industry.
171,812	136,709	0	136,709	Hackney carriages, as defined in the Cabs Act, Section 2, with the prior approval of the Minister.
122,448,474	1,397,227	36,814,695	38,211,922	Hotel Encouragement Act.
10,185	0	1,146	1,146	Human Remains.
19,022,343	391,009	6,712,250	7,103,259	Industries Encouragement Act.
185,588	0	44,586	44,586	General exemption on art supplies, collectors pieces and works of art. Also, promotional articles for touristic purpose, locally-produced Bahamian art work temporarily exported and re-imported. Records, cassettes, sound recording, CDs and DVDs printed and pressed abroad reproduced abroad by mechanical or photographic and cinematographic equipment, photochemical process, as approved by the Comptroller of Customs.
18,150,707	339,910	3,474,887	3,814,797	General exemption for crafts parts and accessories for use by aircraft on scheduled international air services, by BahamasAir Holdings Limited, and aircraft on scheduled and chartered air services domestically and internationally.
3,373,546	772	486,577	487,349	General exemption for medical equipment and building material. Medical equipment for use in facilities, including veterinarian and dental facilities, that provide services to the public
137,505	79,079	0	79,079	Motor cars and other motor vehicles principally designed for the transport of persons, including station wagons and racing cars, golf cars and similar vehicles.
22,047	0	1,102	1,102	Nassau Airport Development Project
99,178	12,058	29,058	41,116	Nassau Revitalization Act
1,150,839	394,882	46,719	441,601	General exemption for goods imported as cargo, clothing and baggage of returning residents.
4,118,264	75,030	870,227	945,257	Goods recommended and approved by the Minister of Education as building materials and supplies for the construction, renovation and repair of educational institutions General exemption for educational, scientific and cultural goods. Articles imported by teachers for classroom use in any school in The Bahamas: School supplies, Pattern Model and Goods.
133,267	74,872	5,971	80,843	General exemption for educational, scientific and cultural goods. Goods including new buses once every five years, for use exclusively in or by public or private educational institutions, on approval by the Minister.
182,817	108,298	7,371	115,669	General exemption on specially designed articles or raw materials for the educational, scientific, cultural or economic advancement of the handicapped, socially disadvantaged or the elderly persons.
650,096	285,554	21,019	306,573	Petroleum Act - Petroleum oils and oils obtained from bituminous minerals, other than crude; preparations not elsewhere specified or included, containing by weight 70 % or more of petroleum oils or of oils obtained from bituminous minerals.
37,310,200	2,123,011	12,621,394	14,744,405	General exemption on item under the Electricity Act.
87,842	0	25,062	25,062	Processing machinery for use in the recycling of waste, with the approval of the Minister.



## ANNEX 2 - TAX RELIEF, REMISSIONS AND OTHER WAIVERS

Value of Goods Imported	Sum of Excise Liabile	Sum of Duty Liabile	Grand Total Excise & Duty Liabile	Concession Description
588,476	7	185,763	185,770	General exemption for printing equipment and raw materials, and sample of merchandise.
28,754,685	628,990	9,132,058	9,761,048	General exemption for cottage and light industries.
52,112	14,717	9,848	24,565	Re-Imported Goods.
3,968,444	0	788,060	788,060	Solar Panel System. Concession for Solar Panels imported with all components to complete installation of the system(s), approved by the Minister.
9,641,054	159,304	3,935,153	4,094,457	Spirit and Beer Manufacturing Act. Businesses under 5 years, 10%.
558,215	0	200,790	200,790	Statoil South Riding Point Holding.
14,231	0	6,309	6,309	The Bridge Authority Act. Concessions limited only to imports that are directly related to the maintenance and rehabilitation of the east and west bridges of Paradise Island and approved by the Minister.
798,484	95	212,176	212,271	The Sports Center Project
178,715	57,495	0	57,495	Vehicles for the Government of The Bahamas.
7,112,717	150,717	2,737,996	2,888,713	Water & Sewerage Act.
12,231	0	2,734	2,734	Potable water
<b>674,289,343</b>	<b>105,843,967</b>	<b>135,874,014</b>	<b>241,717,981</b>	<b>TOTAL</b>

## ANNEX 3 - RECURRENT SUBVENTIONS

ITEM NO.	TITLE OF ITEM	APPROVED ESTIMATES 2021/2022 \$	SUPPLEMENTAL ESTIMATES & VIREMENTS 2021/2022 \$	REVISED APPROVED ESTIMATES 2021/2022 \$	PROVISIONAL ACTUAL EXPENDITURE 2020/2021 (JUL TO DEC) \$	PROVISIONAL ACTUAL EXPENDITURE 2021/2022 (JUL TO DEC) \$	VARIANCE PROVISIONAL 2020/2021 VS PROVISIONAL 2021/2022 \$
2821408	Broadcasting Corporation of The Bahamas	7,000,000	0	7,000,000	4,594,725	4,094,000	-500,725
2821412	Clifton Heritage Authority	1,771,560	0	1,771,560	1,182,899	1,180,588	-2,311
2821413	The Antiquities, Monuments & Museum Corporation	1,900,000	0	1,900,000	950,000	950,000	0
2821425	Bahamas National Statistical Institute	8,386,062	0	8,386,062	0	2,183,791	2,183,791
2511205	Water & Sewerage Corporation Development Projects	26,000,000	0	26,000,000	15,150,000	20,264,214	5,114,214
2821418	Straw Market Authority	356,400	0	356,400	198,000	291,131	93,131
2511206	Operation - University of The Bahamas	30,744,773	0	30,744,773	15,755,719	14,372,387	-1,383,332
2511207	Operation - Bahamas Technical & Vocational Insitute	6,103,113	0	6,103,113	3,051,557	3,051,557	0
2511208	National Art Gallery	1,240,000	0	1,240,000	619,998	620,000	2
2821416	National Sports Authority	2,280,000	0	2,280,000	1,140,000	1,140,000	0
2821409	Bahamas Agricultural & Industrial Corporation	5,000,000	0	5,000,000	2,500,777	2,500,000	-777
2821624	Bahamas Agricultural Health and Food Safety Authority (BAHFSA)	504,000	0	504,000	285,157	252,379	-32,778
2821628	School of Agriculture & Marine Science (Andros)	6,226,088	0	6,226,088	3,450,000	3,113,043	-336,957
2511210	National Health Insurance Authority	45,000,000	0	45,000,000	19,000,000	22,500,000	3,500,000
2511213	Public Hospitals Authority	223,455,825	0	223,455,825	117,131,674	142,901,244	25,769,570
2511203	Bahamasair Holdings Ltd.	30,000,000	0	30,000,000	34,801,926	13,965,136	-20,836,790
2821407	Operational Expenses - Airport Authority	4,942,245	0	4,942,245	5,096,134	2,471,123	-2,625,011
2821410	Hotel Corporation of The Bahamas	449,990	4,415,221	4,865,211	224,995	4,264,995	4,040,000
2821411	Nassau Flight Services	1,460,000	0	1,460,000	1,477,691	730,000	-747,691
2821414	Operation - The Gaming Board	4,656,632	0	4,656,632	2,587,017	2,328,316	-258,701
2821417	Civil Aviation Authority Bahamas	1,000,000	0	1,000,000	7,816,771	488,004	-7,328,767
2821423	Bahamas Air Navigation Services Authority	1,000,000	0	1,000,000	0	539,360	539,360
2821422	National Training Agency	1,277,650	-127,765	1,149,885	507,408	724,002	216,594
2821415	The Bahamas Public Parks and Beaches Authority	15,200,000	0	15,200,000	12,664,000	10,031,377	-2,632,623
<b>TOTAL RECURRENT SUBVENTIONS</b>		<b>425,954,338</b>	<b>4,287,456</b>	<b>430,241,794</b>	<b>250,186,448</b>	<b>254,956,647</b>	<b>4,770,199</b>

## ANNEX 4 - CAPITAL SUBVENTIONS

ITEM NO.	TITLE OF ITEM	APPROVED ESTIMATES 2021/2022 \$	SUPPLEMENTAL ESTIMATES & VIREMENTS 2021/2022 \$	REVISED APPROVED ESTIMATES 2021/2022 \$	PROVISIONAL ACTUAL EXPENDITURE 2020/2021 (JUL TO DEC) \$	PROVISIONAL ACTUAL EXPENDITURE 2021/2022 (JUL TO DEC) \$	VARIANCE PROVISIONAL 2020/2021 VS PROVISIONAL 2021/2022 \$
3111209	Bahamas Technical & Vocational Institute	1,400,000	0	1,400,000	0	0	0
2822021	University of Bahamas	1,000,000	0	1,000,000	139,153	0	-139,153
3111205	Public Hospitals Authority	32,371,703	-14,000,000	18,371,703	0	2,854,341	2,854,341
2822027	Civil Aviation Authority Bahamas	500,000	-75,000	425,000	0	0	0
3111317	Airport Authority	1,500,000	-225,000	1,275,000	0	279,000	279,000
	<b>TOTAL CAPITAL SUBVENTIONS</b>	<b>36,771,703</b>	<b>-14,300,000</b>	<b>22,471,703</b>	<b>139,153</b>	<b>3,133,341</b>	<b>2,994,188</b>

# ANNEX 5 - RECURRENT VIREMENTS

Head Reference No.	From Account	Amount \$	Date	To Account	Purpose
<b>006</b>	<b>CABINET OFFICE</b>				
006	VW#0023 006-0100-0001-011-2251102-15 Advertising & Public Notices	200,000	15 Sep 2021	006-0100-0001-011-2241207-15 Ceremonial Events	Expenditure relating to the swearing in ceremonies and reception of the new Prime Minister and Members of Parliament & Senators and the Opening of the New Parliament.
006	VW#0035 006-0100-0001-011-2281162-15 International Conferences	17,598	10 Nov 2021	006-0100-0001-011-2241207-15 Ceremonial Events	Expenditure for the Remembrance Day Celebrations.
	<b>TOTAL CABINET OFFICE</b>	<b>217,598</b>			
<b>026</b>	<b>PUBLIC DEBT SERVICING - INTEREST AND OTHER CHARGES</b>				
026	VW#0033 026-0100-0001-011-2421104-15 Provision for Interest on New Borrowings	9,700,000	22 Oct 2021	026-0100-0001-805-2411210-15 Provisions for New Borrowings	To record interest payments to Credit Suisse for BPL Loan.
	<b>TOTAL PUBLIC DEBT SERVICING - INTEREST AND OTHER CHARGES</b>	<b>9,700,000</b>			
<b>028</b>	<b>DEPARTMENT OF INLAND REVENUE</b>				
028	VW#0053 028-0100-0001-011-2112103-15 Housing Allowance	20,000	17 Dec 2021	028-0100-0001-011-2261201-15 Transportation Equipment Upkeep	Repairs and maintenance of the Department's fleet. (Nassau & Family Islands)
	<b>TOTAL DEPARTMENT OF INLAND REVENUE</b>	<b>20,000</b>			
<b>037</b>	<b>DEPARTMENT OF ARCHIVES</b>				
037	VW#0044 037-0197-0001-011-2821101-15 Contributions	200	29 Nov 2021	037-0100-0001-011-2251109-15 Licencing & Inspection of Vehicles	Licence and Inspection of two (2) vehicles for the Department.
	<b>TOTAL DEPARTMENT OF ARCHIVES</b>	<b>200</b>			
<b>043</b>	<b>MINISTRY OF SOCIAL SERVICES AND URBAN DEVELOPMENT</b>				
043	VW#0018 043-0100-0354-011-2241205-15 Food, Ice & Drinking Water	9,250	03 Sep 2021	043-0100-0354-011-2251128-15 Fees & Other Charges	Installation of electrical infrastructure at the Garden View Complex - New location for the Department of Rehabilitative Welfare Services.
043	VW#0019 043-0100-0354-011-2241211-15 Cleaning & Toilet Supplies	9,250	03 Sep 2021	043-0100-0354-011-2251128-15 Fees & Other Charges	Installation of electrical infrastructure at the Garden View Complex - New location for the Department of Rehabilitative Welfare Services.
043	VW#0043 043-0100-0001-011-2251337-15 Operation of Facilities or Other Services	6,000	24 Nov 2021	043-0100-0001-011-2261201-15 Transportation Equipment Upkeep	Maintenance & repairs of the Ministry's vehicles.

# ANNEX 5 - RECURRENT VIREMENTS

Head Reference No.	From Account	Amount \$	Date	To Account	Purpose
<b>TOTAL MINISTRY OF SOCIAL SERVICES AND URBAN DEVELOPMENT</b>		<b>24,500</b>			
<b>051 POST OFFICE DEPARTMENT</b>					
051	VW#0020 051-0100-0001-011-2251337-15 Operation of Facilities or Other Services	74,750	06 Sep 2021	051-0100-0001-011-2621171-15 U.P.U. Membership Fees	Universal Postal Union Membership for FY 2020 and FY 2021
051	VW#0038 051-0100-0001-011-2251337-15 Operation of Facilities or Other Services	29,206	12 Nov 2021	051-0100-0001-011-2621171-15 U.P.U. Membership Fees	Universal Postal Union Membership for FY 2022
<b>TOTAL POST OFFICE DEPARTMENT</b>		<b>103,956</b>			
<b>067 MINISTRY OF TOURISM, INVESTMENT AND AVIATION</b>					
067	VW#0034 067-0193-0001-011-2251140-15 Tourism Health VISA Expenses	1,140,000	04 Nov 2021	067-0100-0001-011-2821410-15 Hotel Corporation of The Bahamas	funds transferred to Lucayan Holdings Ltd for Operational Expenses - October, 2021
067	VW#0039 067-0193-0001-011-2251140-15 Tourism Health VISA Expenses	300,000	16 Nov 2021	067-0100-0001-011-2821410-15 Hotel Corporation of The Bahamas	Funds transferred to Lucayan Holdings Ltd
067	VW#0046 067-0193-0001-011-2251140-15 Tourism Health VISA Expenses	2,600,000	01 Dec 2021	067-0100-0001-011-2821410-15 Hotel Corporation of The Bahamas	Funds transferred to Lucayan Holdings Ltd for Operational Expenses - November and December, 2021
067	VW#0051 067-0193-0001-011-2251140-15 Tourism Health VISA Expenses	4,139,000	14 Dec 2021	067-0193-0001-011-2731101-15 Pensions to Officials	Payments to CFAL for pension plan for retirees and amounts due to P&P persons who have retired.
067	VW#0066 067-0193-0001-011-2251140-15 Tourism Health VISA Expenses	38,461	30 Dec 2021	067-0193-0001-011-2821201-15 Contributions	Expenses related to the Dubai Expo
067	VW#0067 067-0193-0001-011-2251140-15 Tourism Health VISA Expenses	961,539	30 Dec 2021	067-0193-0001-011-2251107-15 Workshops, Conferences, Seminars, Meetings & Exhibits	Travel and expenses related to the Dubai Expo
<b>TOTAL MINISTRY OF TOURISM, INVESTMENT AND AVIATION</b>		<b>9,179,000</b>			
<b>Grand Total</b>		<b>19,245,254</b>			

# ANNEX 6 - CAPITAL VIREMENTS

Head Reference No.	From Account	Amount \$	Date	To Account	Purpose	
<b>023 CUSTOMS DEPARTMENT</b>						
023	VW#0045	023-0100-0001-011-3112101-15 Acquisition of Transportation Equipment (Land)	30,000	29 Nov 2021	023-0100-0001-011-3112203-15 Other Office Equip & Furniture	Purchase of office furniture and equipment for the Head and Sub offices
<b>TOTAL CUSTOMS DEPARTMENT</b>		<b>30,000</b>				
<b>029 MINISTRY OF NATIONAL SECURITY</b>						
029	VW#0001	029-0208-4115-011-3112209-15 Military, Police & Prison Equipment	1,461,550	13 Aug 2021	029-0208-0460-011-3112221-15 Electronic Monitoring Equipment	Required for Motorola Realtime Crime Lab, phase 3 CCTV Expansion Project and Bodyworn and Dash Camera System contractual obligation
029	VW#0036	029-0208-0460-011-3112101-15 Acquisition of Transportation Equipment (Land)	57,800	10 Nov 2021	029-0208-0460-011-3112102-15 Sea Vessels	Purchase of two Yamaha engines for the Royal Bahamas Police Force's boats
029	VW#0055	029-0208-4115-011-3112209-15 Military, Police & Prison Equipment	251,000	23 Dec 2021	029-0208-0460-011-3112221-15 Electronic Monitoring Equipment	Completion of the CCTV project at BDoCS
<b>TOTAL MINISTRY OF NATIONAL SECURITY</b>		<b>1,770,350</b>				
<b>033 MINISTRY OF WORKS AND UTILITIES</b>						
033	VW#0021	033-0210-0466-381-3111377-15 Airport Infrastructure Programme	1,709,463	13 Sep 2021	033-0137-0466-271-3111307-15 Road Repairs & Maintenance	South Andros Road repairs
033	VW#0022	033-0210-0466-381-3111377-15 Airport Infrastructure Programme	1,380,416	13 Sep 2021	033-0210-0466-246-3111377-15 Airport Infrastructure Programme	Civil works at the Great Harbour Cay Airport
033	VW#0042	033-0210-0466-360-3111377-15 Airport Infrastructure Programme	1,000,000	22 Nov 2021	033-0210-0466-246-3111377-15 Airport Infrastructure Programme	Paving of runway roads at Great Harbour Cay Airport
033	VW#0056	033-0138-0464-011-3112211-15 Machinery & Generators Mainten	400,000	29 Dec 2021	033-0135-0466-011-3111320-15 Traffic Study & Systems	Upgrades to existing traffic signals and installation of new traffic signals in New Providence.
033	VW#0057	033-0222-4110-011-3113005-15 Software	700,000	29 Dec 2021	033-0135-0466-011-3111320-15 Traffic Study & Systems	Upgrades to existing traffic signals and installation of new traffic signals in New Providence.
033	VW#0058	033-0138-0467-201-3111207-15 Building Maintenance	600,000	29 Dec 2021	033-0135-0466-011-3111320-15 Traffic Study & Systems	Upgrades to existing traffic signals and installation of new traffic signals in New Providence.
033	VW#0059	033-0134-0466-011-3111303-15 Sidewalks	150,000	29 Dec 2021	033-0137-0466-011-3111307-15 Road Repairs & Maintenance	Advancement of the Twin Lakes Subdivision projects and Rehabilitation of various roads in New Providence.
033	VW#0060	033-0137-0466-311-3111307-15 Road Repairs & Maintenance	800,000	29 Dec 2021	033-0210-0466-246-3111377-15 Airport Infrastructure Programme	Ongoing works at the Great Harbour Cay Airport

# ANNEX 6 - CAPITAL VIREMENTS

Head Reference No.	From Account	Amount \$	Date	To Account	Purpose
033 VW#0061	033-0138-0467-290-3111268-15 Construction of Gymnasiums	400,000	29 Dec 2021	033-0210-0466-246-3111377-15 Airport Infrastructure Programme	Ongoing works at the Great Harbour Cay Airport
033 VW#0062	033-0137-0466-321-3111307-15 Road Repairs & Maintenance	600,000	29 Dec 2021	033-0210-0466-246-3111377-15 Airport Infrastructure Programme	Ongoing works at the Great Harbour Cay Airport
033 VW#0063	033-0138-0466-011-2822022-15 Research, Surveys, Studies, Evaluations	380,000	29 Dec 2021	033-0137-0466-290-3111307-15 Road Repairs & Maintenance	Advancement of the South Andros Roads (Driggs Hill to Mars Bay)
033 VW#0064	033-0138-0467-290-3111268-15 Construction of Gymnasiums	300,000	29 Dec 2021	033-0137-0466-290-3111307-15 Road Repairs & Maintenance	Ongoing works for the South Andros Roads (Driggs Hill to Mars Bay)
033 VW#0065	033-0137-0465-273-3111301-15 Bridge Repair & Maintenance	300,000	29 Dec 2021	033-0137-0466-290-3111307-15 Road Repairs & Maintenance	Ongoing works for the South Andros Roads (Driggs Hill to Mars Bay)
<b>TOTAL MINISTRY OF WORKS AND UTILITIES</b>		<b>8,719,879</b>			
<b>038 MINISTRY OF EDUCATION AND TECHNICAL AND VOCATIONAL TRAINING</b>					
038 VW#0002	038-0142-0452-011-3111215-15 Government Buildings	158,665	23 Aug 2021	038-0142-0452-261-3111215-15 Government Buildings	Repairs at various schools in Long Island: Mangrove Bush Primary, NGM Major High, Lower Deadman's Cay Primary, North Long Island High, Simms Primary,
038 VW#0003	038-0142-0452-011-3111215-15 Government Buildings	7,832	23 Aug 2021	038-0142-0452-272-3111215-15 Government Buildings	Summer Repairs at various schools in Central Andros
038 VW#0004	038-0142-0452-011-3111215-15 Government Buildings	22,867	23 Aug 2021	038-0142-0452-282-3111215-15 Government Buildings	Summer Repairs at various schools in North Andros
038 VW#0005	038-0142-0452-011-3111215-15 Government Buildings	161,840	23 Aug 2021	038-0142-0452-293-3111215-15 Government Buildings	Repairs at various schools in South Andros
038 VW#0006	038-0142-0452-011-3111215-15 Government Buildings	43,564	23 Aug 2021	038-0142-0452-333-3111215-15 Government Buildings	Repairs at various schools in Cat Island
038 VW#0007	038-0142-0452-011-3111215-15 Government Buildings	40,970	23 Aug 2021	038-0142-0452-341-3111215-15 Government Buildings	Repairs at various schools in Crooked Island
038 VW#0008	038-0142-0452-011-3111215-15 Government Buildings	118,152	23 Aug 2021	038-0142-0452-351-3111215-15 Government Buildings	Repairs at various schools in North Eleuthera
038 VW#0009	038-0142-0452-011-3111215-15 Government Buildings	46,019	23 Aug 2021	038-0142-0452-372-3111215-15 Government Buildings	Repairs at various schools in South Eleuthera
038 VW#0010	038-0142-0452-011-3111215-15 Government Buildings	219,518	23 Aug 2021	038-0142-0452-387-3111215-15 Government Buildings	Repairs at various schools in Exuma
038 VW#0011	038-0142-0452-011-3111215-15 Government Buildings	2,650	23 Aug 2021	038-0142-0452-401-3111215-15 Government Buildings	Repairs at various schools in Inagua
038 VW#0012	038-0142-0452-011-3111215-15 Government Buildings	108,941	23 Aug 2021	038-0142-0452-411-3111215-15 Government Buildings	Repairs at various schools in Long Island

# ANNEX 6 - CAPITAL VIREMENTS

Head Reference No.	From Account	Amount \$	Date	To Account	Purpose
038 VW#0013	038-0142-0452-011-3111215-15 Government Buildings	46,235	23 Aug 2021	038-0142-0452-421-3111215-15 Government Buildings	Repairs at Mayaguana Comprehensive School
038 VW#0014	038-0142-0452-011-3111215-15 Government Buildings	20,261	23 Aug 2021	038-0142-0452-441-3111215-15 Government Buildings	Repairs at San Salvador High School
038 VW#0015	038-0142-0452-011-3111215-15 Government Buildings	138,180	24 Aug 2021	038-0142-0452-231-3111215-15 Government Buildings	Repairs at various schools in Abaco
038 VW#0016	038-0143-0452-011-3111215-15 Government Buildings	396,184	01 Sep 2021	038-0143-0452-201-3111215-15 Government Buildings	Repairs at various Secondary School in Grand Bahama
038 VW#0017	038-0142-0452-011-3111215-15 Government Buildings	261,677	01 Sep 2021	038-0142-0452-201-3111215-15 Government Buildings	Repairs at various Primary Schools in Grand Bahama.
038 VW#0026	038-0142-0452-201-3111286-15 New Primary & Secondary Schools	292,975	28 Sep 2021	038-0142-0452-011-3111201-15 Construction of Schools	Repairs at Yellow Elder Primary School and Ridgeland Primary
038 VW#0027	038-0142-0452-201-3111286-15 New Primary & Secondary Schools	136,209	28 Sep 2021	038-0142-0452-011-3111201-15 Construction of Schools	Structural Repairs at Carlton Francis Primary.
038 VW#0030	038-0142-0452-201-3111286-15 New Primary & Secondary Schools	500,000	15 Oct 2021	038-0142-0452-011-3111201-15 Construction of Schools	Structural Repairs at C. W. Sawyer Primary
038 VW#0031	038-0143-0452-011-3111215-15 Government Buildings	46,863	15 Oct 2021	038-0143-0452-201-3111215-15 Government Buildings	Repairs at various Secondary Schools in Grand Bahama
038 VW#0032	038-0142-0452-011-3111215-15 Government Buildings	27,115	15 Oct 2021	038-0142-0452-201-3111215-15 Government Buildings	Repairs at various Primary schools in Grand Bahama
038 VW#0037	038-0142-0452-011-3111215-15 Government Buildings	2,050	11 Nov 2021	038-0142-0452-387-3111215-15 Government Buildings	Repairs to Rolleville Primary School in George Town, Exuma
038 VW#0047	038-0143-0452-011-3111201-15 Construction of Schools	127,000	08 Dec 2021	038-0142-0452-011-3111201-15 Construction of Schools	Structural repairs to Carlton Francis Primary School
038 VW#0048	038-0142-0452-283-3111286-15 New Primary & Secondary Schools	30,000	08 Dec 2021	038-0142-0452-385-3111286-15 New Primary & Secondary Schools	Repairs to Staniel Cay Primary, Exuma
038 VW#0054	038-0143-0452-011-3111201-15 Construction of Schools	975,000	20 Dec 2021	038-0142-0452-011-3111201-15 Construction of Schools	Structural repairs to C.W. Sawyer Primary
<b>TOTAL MINISTRY OF EDUCATION AND TECHNICAL AND VOCATIONAL TRAINING</b>		<b>3,930,767</b>			
<b>040 MINISTRY OF TRANSPORT AND HOUSING</b>					
040 VW#0025	040-0217-4122-011-3111315-15 Upkeep of Navigation/Aids/Light	104,765	22 Sep 2021	040-0100-0001-011-3112203-15 Other Office Equip & Furniture	Purchase of two Mail Canceling Machines for the Post Office Department
<b>TOTAL MINISTRY OF TRANSPORT AND HOUSING</b>		<b>104,765</b>			



# ANNEX 6 - CAPITAL VIREMENTS

Head Reference No.	From Account	Amount \$	Date	To Account	Purpose	
<b>056</b>	<b>MINISTRY OF AGRICULTURE, MARINE RESOURCES AND FAMILY ISLAND AFFAIRS</b>					
056	VW#0024	056-0229-0472-011-3111406-15 Food Security Capital Development	335,000	16 Sep 2021	056-0229-0472-201-3111406-15 Food Security Capital Development	Amount vired to the City of Freeport for the Food Security Capital Development.
056	VW#0028	056-0229-0472-011-3111406-15 Food Security Capital Development	25,000	13 Oct 2021	056-0138-0443-333-3111241-15 Repairs - Packing Houses/Produce Exchanges	Repairs to Packing House in Cat Island
056	VW#0029	056-0229-0472-011-3111406-15 Food Security Capital Development	50,000	13 Oct 2021	056-0138-0443-280-3111241-15 Repairs - Packing Houses/Produce Exchanges	Repairs to Hatchet Bay, Eleuthera Packing House
056	VW#0049	056-0229-0472-011-3111406-15 Food Security Capital Development	5,000	09 Dec 2021	056-0100-0001-011-3112201-15 Computers	Purchase of computer equipment for Marketing Team
<b>TOTAL MINISTRY OF AGRICULTURE, MARINE RESOURCES AND FAMILY ISLAND AFFAIRS</b>		<b>415,000</b>				
<b>060</b>	<b>MINISTRY OF HEALTH AND WELLNESS</b>					
060	VW#0040	060-0166-0600-011-3111203-15 Upkeep Community Clinics	89,319	19 Nov 2021	060-0166-4140-011-3112205-15 Medical Equipment	Furniture for newly renovated Clinics in New Providence and Family Islands.
060	VW#0041	060-0166-0600-011-3111203-15 Upkeep Community Clinics	61,306	19 Nov 2021	060-0166-0600-011-3112203-15 Other Office Equip & Furniture	Medical equipment for the Bluff Clinic, Fireproof cabinets and chairs at Flamingo Gardens Clinic
060	VW#0050	060-0166-0600-011-3111203-15 Upkeep Community Clinics	88,738	13 Dec 2021	060-0166-0600-011-3112203-15 Other Office Equip & Furniture	Furniture for living quarters at Abaco Health Center Complex for Medical staff.
<b>TOTAL MINISTRY OF HEALTH AND WELLNESS</b>		<b>239,363</b>				
<b>Grand Total</b>		<b>15,210,123</b>				

# ANNEX 7 - WITHDRAWALS FROM BUDGET RESERVE APPROPRIATION

DATE	HEAD NO.	MINISTRY/DEPARTMENT	AMOUNT \$	PURPOSE
<b>RECURRENT EXPENDITURE</b>				
22 Nov 2021	006	CABINET OFFICE	4,000	Removal of Mold, Deep Cleaning and Sanitizing of the Senate & House of Assembly
10 Dec 2021	001	GOVERNOR GENERAL AND STAFF	9,905	Governor General's Annual Parliamentary Leaders & Permanent Secretaries Luncheon
10 Dec 2021	006	CABINET OFFICE	65,313	Parliamentarians' Christmas Luncheon
10 Dec 2021	006	CABINET OFFICE	16,240	Deep Cleaning and Sanitizing of the Senate & House of Assembly
14 Dec 2021	013	MINISTRY OF FOREIGN AFFAIRS AND THE PUBLIC SERVICE	14,125	Cleaning & Sanitizing of the Passport Office
14 Dec 2021	013	MINISTRY OF FOREIGN AFFAIRS AND THE PUBLIC SERVICE	23,877	Disinfecting & Sanitization Cleaning Services - Protocol Department (Head Quarters)
16 Dec 2021	067	MINISTRY OF TOURISM, INVESTMENT AND AVIATION	1,484,000	2021 Consulting & Research Services for Advertising Campaign
17 Dec 2021	014	OFFICE OF THE PRIME MINISTER	223,214	50% Advance Deposit - Professional Sound, Lighting & Video Services., Installation of Christmas Décor & Lighting throughout New Providence
21 Dec 2021	006	CABINET OFFICE	47,755	Electrical Supplies and Fixtures for Cabinet Office
21 Dec 2021	006	CABINET OFFICE	21,280	Bahamas Business Outlook (Promotion of various Family Islands)
21 Dec 2021	013	MINISTRY OF FOREIGN AFFAIRS AND THE PUBLIC SERVICE	5,617	Vehicle Rental for Foreign Dignitaries - Ministry of Foreign Affairs - Protocol Division
21 Dec 2021	013	MINISTRY OF FOREIGN AFFAIRS AND THE PUBLIC SERVICE	14,400	Cleaning & Sanitizing of the Ministry of Foreign Affairs Head Quarters
21 Dec 2021	013	MINISTRY OF FOREIGN AFFAIRS AND THE PUBLIC SERVICE	19,900	Cleaning & Sanitizing of the Ministry of Foreign Affairs Consulate Office
22 Dec 2021	013	MINISTRY OF FOREIGN AFFAIRS AND THE PUBLIC SERVICE	6,750	Cleaning & Sanitizing of the Ministry of Foreign Affairs (VIP Lounge)
23 Dec 2021	014	OFFICE OF THE PRIME MINISTER	6,520	Technology Consultant to create Offshore Database for The Bahamas Government
26 Dec 2021	072	MINISTRY OF THE ENVIRONMENT AND NATURAL RESOURCES	32,584	Officials Travel to The United Kingdom - Climate Change
28 Dec 2021	054	DEPARTMENT OF ROAD TRAFFIC	238,425	Design Fees for the New Road Traffic Complex
30 Dec 2021	054	DEPARTMENT OF ROAD TRAFFIC	213,562	Engineering & Blueprints for the New Road Traffic Complex
31 Dec 2021	006	CABINET OFFICE	6,000	Removal of Mold, Deep Cleaning and Sanitizing of the Senate & House of Assembly
		<b>TOTAL RECURRENT EXPENDITURE</b>	<b>2,453,468</b>	
<b>CAPITAL EXPENDITURE</b>				
10 Dec 2021	021	MINISTRY OF FINANCE	10,425	Purchase of chairs for the Dept. of Environmental Health Services.
		<b>TOTAL CAPITAL EXPENDITURE</b>	<b>10,425</b>	
		<b>Grand Total</b>	<b>2,463,893</b>	

# ANNEX 8 - ARREARS, UNPAID INVOICES AND UNBUDGETED EXPENDITURE AT 31 DECEMBER 2021

HEAD #	MINISTRY/DEPARTMENT/AGENCY	UN-PAID INVOICES	UN-PAID INVOICES	UN-PAID INVOICES	UNBUDGETED/ ARREARS	Total
		RECURRENT EXPENDITURE	CAPITAL EXPENDITURE	SOE		
001	GOVERNOR GENERAL & STAFF	32,276	0	0	0	32,276
002	THE SENATE	0	0	0	0	0
003	HOUSE OF ASSEMBLY	2,835	0	0	0	2,835
004	DEPARTMENT OF THE AUDITOR GENERAL	0	0	0	0	0
005	MINISTRY OF PUBLIC SERVICE	58,449,831	0	0	48,489,080	106,938,911
006	CABINET OFFICE	250,138	0	0	0	250,138
007	OFFICE OF THE ATTORNEY GENERAL & MIN. OF LEGAL AFFAIRS	78,975,634	1,066	0	69,290,891	148,267,591
008	OFFICE OF THE JUDICIARY	0	0	0	0	0
009	COURT OF APPEAL	0	0	0	0	0
010	REGISTRAR GENERAL'S DEPARTMENT	17,699	0	0	0	17,699
011	BAHAMAS DEPARTMENT OF CORRECTIONAL SERVICES	0	0	0	0	0
012	PARLIAMENTARY REGISTRATION DEPARTMENT	16,950	0	0	0	16,950
013	MINISTRY OF FOREIGN AFFAIRS & THE PUBLIC SERVICE	23,495	0	0	0	23,495
014	OFFICE OF THE PRIME MINISTER	0	0	0	0	0
	ANTIQUITIES, MONUMENTS & MUSEUMS	0	0	150,481	0	150,481
	BROADCASTING CORPORATION OF THE BAHAMAS	0	0	3,988,834	1,276,095	5,264,929
	DISASTER PREPARED, MANAGEMENT & RECONSTRUCTION	0	0	100,724	29,866	130,590
	DISASTER RECONSTRUCTION AUTHORITY	0	0	4,463,899	1,344,779	5,808,678
	CLIFTON HERITAGE AUTHORITY	0	0	0	0	0
	NEMA	0	0	0	0	0
016	BAHAMAS INFORMATION SERVICES	0	0	0	0	0
017	GOVERNMENT PRINTING DEPARTMENT	0	0	0	0	0
018	DEPARTMENT OF LOCAL GOVERNMENT	165,318	0	0	0	165,318
019	DEPARTMENT OF PHYSICAL PLANNING	41	0	0	0	41
020	DEPARTMENT OF LANDS AND SURVEYS	0	0	0	0	0
021	MINISTRY OF FINANCE	0	24,755,742	0	38,883,744	63,639,486
022	TREASURY DEPARTMENT	19,054,420	0	0	44,359,810	63,414,230
023	CUSTOMS DEPARTMENT	64,579	27,720	0	0	92,299

# ANNEX 8 - ARREARS, UNPAID INVOICES AND UNBUDGETED EXPENDITURE AT 31 DECEMBER 2021

HEAD #	MINISTRY/DEPARTMENT/AGENCY	UN-PAID INVOICES	UN-PAID INVOICES	UN-PAID INVOICES	UNBUDGETED/ ARREARS	Total
		RECURRENT EXPENDITURE	CAPITAL EXPENDITURE	SOE		
026	PUBLIC DEBT SERVICING - INTEREST & OTHER CHARGES	0	0	0	9,635,000	9,635,000
027	PUBLIC DEBT REDEMPTION & SINKING FUNDS	0	0	0	246,000,000	246,000,000
028	DEPARTMENT OF INLAND REVENUE	0	0	0	26,545	26,545
029	MINISTRY OF NATIONAL SECURITY	382,582	778,743	0	9,341,409	10,502,734
030	DEPARTMENT OF IMMIGRATION	133,123	0	0	0	133,123
031	THE ROYAL BAHAMAS POLICE FORCE	223,354	0	0	0	223,354
032	THE ROYAL BAHAMAS DEFENCE FORCE	656,531	367,891	0	865,158	1,889,580
033	MINISTRY OF WORKS & UTILITIES	58,500,599	4,624,598	0	0	63,125,197
	BAHAMAS PUBLIC PARKS & BEACHES AUTHORITY	0	0	11,090,121	1,162,767	12,252,888
	STRAW MARKET AUTHORITY	0	0	212,421	0	212,421
	WATER & SEWERAGE CORPORATION	0	0	40,577,785	0	40,577,785
034	DEPARTMENT OF PUBLIC WORKS	0	0	0	0	0
035	DEPARTMENT OF EDUCATION	642,877	0	0	0	642,877
037	DEPARTMENT OF ARCHIVES	2,785	0	0	0	2,785
038	MINISTRY OF EDUCATION & TECH. & VOCATIONAL TRAINING	374,189	77,670	0	1,450,630	1,902,489
	UNIVERSITY OF THE BAHAMAS	0	0	1,670,078	352	1,670,430
	BAHAMAS TECH. & VOCATIONAL INSTITUTE	0	0	124,306	0	124,306
040	MINISTRY OF TRANSPORT & HOUSING	15,516	609,413	0	0	624,929
043	MINISTRY OF SOCIAL SERVICES & URBAN DEVELOPMENT	0	0	0	0	0
044	DEPARTMENT OF SOCIAL SERVICES	0	0	0	0	0
045	DEPARTMENT OF HOUSING	0	0	0	0	0
047	MINISTRY OF YOUTH, SPORTS & CULTURE	0	0	0	0	0
	NATIONAL SPORTS AUTHORITY	0	0	97,998	0	97,998
	NATIONAL ART GALLERY	0	0	0	0	0
048	DEPARTMENT OF LABOUR	6,301	0	0	0	6,301
049	MINISTRY OF ECONOMIC AFFAIRS	110,000	0	0	0	110,000
	BAHAMAS NATIONAL STATISTICAL INSTITUTE	0	0	0	0	0
051	POST OFFICE DEPARTMENT	14,199	0	0	67,024	81,223
053	PORT DEPARTMENT	58,800	0	0	422,730	481,530

# ANNEX 8 - ARREARS, UNPAID INVOICES AND UNBUDGETED EXPENDITURE AT 31 DECEMBER 2021

HEAD #	MINISTRY/DEPARTMENT/AGENCY	UN-PAID INVOICES	UN-PAID INVOICES	UN-PAID INVOICES	UNBUDGETED/ ARREARS	Total
		RECURRENT EXPENDITURE	CAPITAL EXPENDITURE	SOE		
054	DEPARTMENT OF ROAD TRAFFIC	1,448	0	0	17,619	19,067
055	DEPARTMENT OF METEOROLOGY	0	0	0	0	0
056	MINISTRY OF AGRICULTURE, MARINE RESOURCES & F.I. AFFAIRS	276,808	1,078,139	0	0	1,354,947
	BAIC	0	0	4,187,108	0	4,187,108
	BAMSI	0	0	339,067	0	339,067
	BAHFSA	0	0	0	0	0
057	DEPARTMENT OF AGRICULTURE	27,763	0	0	0	27,763
058	DEPARTMENT OF MARINE RESOURCES	19,223	0	0	0	19,223
060	MINISTRY OF HEALTH & WELLNESS	0	0	0	28,133,946	28,133,946
	PUBLIC HOSPITALS AUTHORITY	0	0	3,359,022	56,048,788	59,407,810
	NATIONAL HEALTH INSURANCE AUTHORITY	0	0	1,062,930	0	1,062,930
065	DEPARTMENT OF ENVIRONMENTAL HEALTH SERVICES	147,505	0	0	0	147,505
066	DEPARTMENT OF PUBLIC HEALTH	0	0	0	0	0
067	MINISTRY OF TOURISM, INVESTMENTS & AVIATION	0	0	0	0	0
	AIRPORT AUTHORITY	0	0	0	16,713,036	16,713,036
	BAHAMASAIR HOLDINGS LTD.	0	0	24,236,305	0	24,236,305
	NASSAU FLIGHT SERVICES	0	0	575,874	5,824,522	6,400,396
	CIVIL AVIATION AUTHORITY	0	0	0	0	0
	BAHAMAS AIR NAVIGATION SERVICES AUTHORITY	0	0	0	0	0
	HOTEL CORPORATION OF THE BAHAMAS	0	0	647,839	0	647,839
	THE GAMING BOARD	0	0	0	0	0
070	MINISTRY OF LABOUR & IMMIGRATION	107,937	0	0	0	107,937
	NATIONAL TRAINING AGENCY	0	0	0	0	0
072	MINISTRY OF THE ENVIRONMENT & NATURAL RESOURCES	3,500	0	0	0	3,500
073	DEPARTMENT OF TRANSFORMATION & DIGITIZATION	10,955,023	1,103	0	5,699	10,961,825
074	MINISTRY FOR GRAND BAHAMA	8,438	0	0	0	8,438
076	DEPARTMENT OF PUBLIC PROSECUTIONS	0	0	0	0	0
<b>TOTAL</b>		<b>229,721,717</b>	<b>32,322,085</b>	<b>96,884,792</b>	<b>579,389,490</b>	<b>938,318,084</b>

**THE MINISTRY OF FINANCE**

Cecil Wallace Whitfield Centre

West Bay Street

P.O.Box N-3017

Nassau, The Bahamas